

*Foothill - De Anza
Community College District*

2028-2032
Five Year Construction Plan
(2028-2029 First Funding Year)

July 1, 2026

FY2028 - FY2032 FIVE YEAR CAPITAL OUTLAY PLAN
(FY2028 - 2029) FIRST YEAR FUNDING

Foothill-DeAnza Community College District

Prepared in reference to the Community College Construction Act of 1980
and
approved on behalf of the local governing board for submission to
the office of the Chancellor, California Community Colleges

Signed Lee D Lambert

Dr. Lee Lambert

(Chief Executive Officer or their designee)

Title Chancellor

Date 05/11/2026

Contact Joel Cadiz

Telephone 650-949-6100

Date Received at Chancellor's Office:

Chancellor's Office Reviewed by:

Notice of Approval

FUSION

Inventory of Land

Planning

Foothill-DeAnza Community College District (420)

List the address and acreage of every land unit owned by the district (Education Code 81821 ((b)3)). Please identify all locations, both on-campus and off-campus, grouped according to their "parent" institution. In the event the list is long or complicated, please substitute copies of college bulletins or other notices to the public which display similar information. The list should be current as of October the prior year.

Address	Acres
De Anza College 21250 Stevens Creek Boulevard Cupertino, CA 95014-5702	112
Foothill College 12345 El Monte Road Los Altos Hills, CA 94022-4504	122
Foothill College Sunnyvale Center 1070 Innovation Way Sunnyvale, CA 94089	9.1
Total Acreage:	243.1

Legislative Districts

Campus	Assembly	Senate	House
De Anza College	26	13	17
Foothill College	23	13	16
Foothill-De Anza Central Offices*	23	13	16
Foothill College Education Center	26	10	17

FUSION

Instructional Delivery Load

Planning

Foothill-DeAnza Community College District (420)

Address

Addison-Penzak Jewish Comm. Ctr.

14855 Oka Rd St.

Los Gatos, CA. 95032

Advanced SurgiCare

2222 Lafayette St

Santa Clara, CA 95050

Alta Vista High School

1235 Bryant Ave

Mountain View, CA 94040

Apollo Health Care Center

877 W. Fremont Ave., Suite N-1

Sunnyvale, CA 94087

Ascend Clinical

1400 Industrial Way

Redwood City, CA 94063

Atria Senior Living (Burlingame)

250 Myrtle Rd.

Burlingame, CA. 94010

Atria Senior Living (Sunnyvale)

175 E Remington Dr

Sunnyvale, CA. 94087

Avenidas – Palo Alto Senior Center

400 Middlefield Rd.

Palo Alto, CA. 94306

Bay Area Community College Consortium

6500 Soquel Drive

Aptos, CA 95003

Bay Area Surgical Management

1871 Martin Ave

Santa Clara, CA 95050

Boys and Girls Club of the Peninsula

1109 Hilton Street

Redwood City, CA 94063

Bridgepoint of Los Altos

1174 Los Altos Ave.

Los Altos, CA. 94022

California History Center

Trianon, 21250 Stevens Creek Blvd

Cupertino, CA 95014

Cedar Crest Skilled Nursing and Rehabilitation Center

797 East Fremont Ave

Sunnyvale, CA 94087

Coastside Senior Day Health Center

925 Main St.
Half Moon Bay, CA. 94019

Cristo Rey

1389 E Santa Clara St
San Jose, CA 95116

Cupertino High School

10100 Finch Ave
Cupertino, CA 95014

Cupertino Senior Center

21251 Stevens Creek Blvd
Cupertino, CA 95014

Dr. Chien, Internal Medicine

14981 National Avenue
Los Gatos, CA

Dr. Farzaneh Tabrizi

16400 Lark Ave., Suite 100
Los Gatos, CA 95032

Dubner Family Chiropractic

7337 Bollinger Rd., Suite C
Cupertino, CA 95014

East Palo Alto Senior Center

560 Bell St.
East Palo Alto, CA. 94303

Eastside College Prep Academy

1041 Myrtle St
East Palo Alto, CA 94303

ECEPTS - Early Care and Education Pathways to Success

1961 Countrywood Ct
Walnut Creek, CA 94598, USA

El Camino Hospital

2500 Grant Road
Mountain View, CA 94040

Fair Oaks Adult Act. Ctr

2600 Middlefield Rd.
Redwood City, CA. 94063

First 5 Santa Clara County

4000 Moorpark Ave #200
San Jose, CA 95117

Foothill College Sunnyvale Center

1070 Innovation Way
Sunnyvale, CA 94089

Forest Surgery Center

2110 Forest Ave
San Jose, CA 95128

Fremont High School

1279 Sunnyvale Saratoga Rd

Sunnyvale, CA 94087

Good Samaritan Hospital

1580 S Winchester Blvd #202

Campbell, CA 95008

Henry M Gunn High School

780 Aratradero Rd

Palo Alto, CA 94306

Homestead High School

21370 Homestead Rd

Cupertino, CA 95014

HOPEA - Alfred Site

3080 Alfred St

Santa Clara, CA 95051

HOPEW - Whittier Site

1555 Parkmoor Dr.

San Jose, CA 95128

Kaiser Permanente Medical Center- San Jose

250 Hospital Pkwy

San Jose, CA 95119

Kaiser Permanente Regional Laboratory

1725 Eastshore Highway

Berkeley, CA 94710

Kaiser Permanente Santa Clara Med Center

700 Lawrence Expressway

Santa Clara, CA 95051

Khan Lab School

1200 Villa St

Mountain View, CA 94041

Los Altos High School

201 Almond Ave

Los Altos, CA 94022

Los Altos Police Department

1 N San Antonio Rd

Los Altos, CA 94022

Los Gatos-Monte Sereno Police Department

110 E Main St

Los Gatos, CA 95030

Menlo Atherton High School

555 Middlefield Road

Atherton, CA 94027

Menlo Park Senior Center

110 Terminal Ave.

Menlo Park, CA. 94025

Monte Vista High School

21840 McClellan Rd.

Cupertino, CA 95014

Mountain View High School

3535 Truman Avenue
Mountain View, CA 94040

Mountain View Police Department

1000 Villa St
Mountain View, CA 94041

Mountain View Senior Center

266 Escuela Ave.
Mountain View, CA. 94040

National Ambulatory Surgery Center

15251 National Ave # 207
Los Gatos, CA 95032

Natividad Medical Center

1441 Constitution Blvd
Salinas, CA. 93906

NMCI Medical Clinic, Inc

1720 Ringwood Ave
San Jose, CA 95131

O' Connor Hospital

2105 Forest Ave
San Jose, CA 95128

Office of City Manager, City of Cupertino

10300 Torre Ave
Cupertino, CA 95014

Office of Public Defender Santa Clara County

120 W Mission St
San Jose, CA 95110

Office of the District Attorney Santa Clara County

70 W Hedding St
San Jose, CA 95110

Office of the Sheriff - Santa Clara County

55 W Younger Ave
San Jose, CA 95110

Palo Alto High School

50 Embarcadero Rd.
Palo Alto, CA 94301

Palo Alto Medical Foundation: Mountain View, CA

701 E El Camino Real
Mountain View, CA 94040

Palo Alto Medical Foundation: San Carlos, CA

301 Industrial Rd.
San Carlos, CA 94070

Palo Alto Medical Foundation: Sunnyvale, CA

301 Old San Francisco Rd.
Sunnyvale, CA 94086

Pangea Legal Services

391 Sutter St Suite 500
San Francisco, CA 94108

Queen of the Valley Medical Center

1000 Trancas St.

Napa, CA 94558

Regional Medical Center

225 North Jackson Avenue

San Jose CA 95116

Rutan & Tucker

3000 El Camino Real, Bldg. 5, Suite 200

Palo Alto, CA 94306-9814

Samaritan Endoscopy Center

15195 National Ave Suite 204

Los Gatos CA, 95032

Samaritan Medical Care Center

554 Blossom Hill Rd

San Jose, CA 95123

San Jose Police Department

201 W. Mission Street

San Jose, CA 95110

San Mateo Medical Center

222 West 39th Avenue

San Mateo, CA 94403

Santa Clara County Probation Department

270 Grant Ave

Palo Alto, CA 94306

Santa Clara Valley Medical Center

750 South Bascom Ave

San Jose, CA 95128

Santa Clara Valley Medical Center

751 South Bascom Ave

San Jose, CA 95128-2604

Saratoga Senior Center

19655 Allendale Ave.

Saratoga, CA. 95070

Sequoia High School

1201 Brewster

Redwood City, CA 94062

Shared Laboratories in Livermore

2950 Collier Canyon Road

Livermore, CA 94551

Silicon Valley Career Tech. Education

760 Hillsdale Ave

San Jose, CA 95136

SOAR Surgery Center

1849 Old Bayshore Hwy

Burlingame, CA 94010

Spectrum Optometric Center

939 W. El Camino Real., Suite 116

Sunnyvale, CA 94087

Stanford Hospital

300 Pasteur Dr

Stanford, CA 94305

Stanford Office of Diversity in Medical Education

1265 Welch Road, MSOB, Suite 100

Stanford, CA 94305

Sunnyvale Department of Public Safety

700 All America Way

Sunnyvale, CA 94086

Sunnyvale Senior Center

550 E. Remington Dr.

Sunnyvale, CA. 94087

SVMD (El Camino Hospital)

973 University Ave

Los Gatos, CA, 95032

Terns Pharmaceuticals

1065 East Hillsdale Blvd., Suite 100

Foster City, CA 94404

The Forum

23500 Cristo Rey Dr.

Cupertino, CA. 95014

The Forum at Rancho San Antonio

23500 Cristo Rey Dr

Cupertino, CA 95014

Valley Care Medical Center (part of Stanford Health Care)

5555 Las Positas Blvd

Pleasanton, CA

West Valley Community Services

10104 Vista Dr

Cupertino, CA 95014

FUSION

District Projects Priority Order (2026-2032)

Planning

Foothill-DeAnza Community College District (420)

No. Project	Campus	Source	Total Cost	Schedule of Funds					
				2026-27	2027-28	2028-29	2029-30	2030-31	2031-32
1 Swing Space									
Foothill College									
Occupancy: 2030-31		STATE:	\$0						
Net ASF: 0		DISTRICT:	\$1,376,600						
2 Modernize and Expand Student Success Center									
Foothill College									
Occupancy: 2032-33		STATE:	\$0		Phase P	Phase W	Phases C,E		
Net ASF: 0		DISTRICT:	\$2,753,300		\$0	\$0	\$0		
					\$110,132	\$165,198	\$2,477,970		
3 Lighting Improvements Campus-Wide									
Foothill College									
Occupancy: 2026-27		STATE:	\$0		Phases C,E				
Net ASF: 0		DISTRICT:	\$2,753,300	\$2,576,100					
4 ETS Processing Center and Storage Facility									
Foothill-De Anza Central Offices*									
Occupancy: 2028-29		STATE:	\$0		Phases C,E				
Net ASF: 0		DISTRICT:	\$3,000,000	\$2,500,000					
5 Upgrade Fire Alarm and Suppression Systems									
De Anza College									
Occupancy: 2027-28		STATE:	\$0		Phases C,E				
Net ASF: 0		DISTRICT:	\$4,818,400	\$4,259,603					
6 Site Improvements, Site Access, Signage and Wayfinding									
Foothill College									
Occupancy: 2027-28		STATE:	\$0		Phase W	Phases C,E			
Net ASF: 0		DISTRICT:	\$11,831,400	\$500,000	\$11,045,588				
7 Upgrade Building Management System Campus-Wide									
Foothill College									
Occupancy: 2028-29		STATE:	\$0		Phases C,E				
Net ASF: 0		DISTRICT:	\$2,064,900	\$1,858,410					
8 Modernize Building Interior and Exteriors									
De Anza College									
Occupancy: 2029-30		STATE:	\$0		Phases C,E				
Net ASF: 0		DISTRICT:	\$2,102,800	\$1,880,000					
9 Automotive Technology Facilities Improvements									
De Anza College									
Occupancy: 2028-29		STATE:	\$0		Phases C,E				
Net ASF: 0		DISTRICT:	\$1,032,500	\$929,250					
10 District-Wide Security System Upgrades									
Foothill-De Anza Central Offices*									
Occupancy: 2029-30		STATE:	\$0		Phases C,E				
Net ASF: 0		DISTRICT:	\$13,000,000	\$11,700,000					
11 Academic and Business Computer Refresh									
Foothill-De Anza Central Offices*									
Occupancy: 2035-36		STATE:	\$0						
Net ASF: 0		DISTRICT:	\$26,389,200						
12 Servers and Disk Storage Equipment for Remote Desktop Support									
Foothill-De Anza Central Offices*									
Occupancy: 2035-36		STATE:	\$0						
Net ASF: 0		DISTRICT:	\$2,262,000						

13 Building-based Network Service Room Upgrades

Foothill-De Anza Central Offices*		Phases P,W	Phases C,E
Occupancy: 2028-29	STATE:	\$0	\$0
Net ASF: 0	DISTRICT:	\$11,309,700	\$1,130,970 \$10,178,730

14 District-wide Data Network Security Systems Upgrades and Enhancements

Foothill-De Anza Central Offices*	
Occupancy: 2030-31	STATE: \$0
Net ASF: 0	DISTRICT: \$12,079,300

15 Voice Communication Systems Upgrades

Foothill-De Anza Central Offices*	
Occupancy: 2032-33	STATE: \$0
Net ASF: 0	DISTRICT: \$3,769,600

16 Structural Upgrade at Griffin House

Foothill-De Anza Central Offices*		Phases C,E
Occupancy: 2029-30	STATE:	\$0
Net ASF: 0	DISTRICT:	\$5,444,200 \$4,899,780

17 De Anza Event Center, Demolition of Flint Center and Utility Relocation

De Anza College	
Occupancy: 2024-25	STATE: \$0
Net ASF: 20,000	DISTRICT: \$26,278,800

18 Heating, Ventilation and Air Conditioning Infrastructure Improvements

Foothill College		Phases P,W	Phases C,E
Occupancy: 2030-31	STATE:	\$0	\$0
Net ASF: 0	DISTRICT:	\$61,948,700 \$6,194,870	\$55,753,830

19 Upgrade Infrastructure and HVAC Systems

De Anza College		Phase C
Occupancy: 2027-28	STATE:	\$0
Net ASF: 0	DISTRICT:	\$34,416,900 \$31,000,000

20 Student Health Services Renovation

De Anza College		Phases C,E,P,W
Occupancy: 2029-30	STATE:	\$0
Net ASF: 0	DISTRICT:	\$2,065,000 \$2,065,000

21 Learning Space Technology Upgrades and Enhancements

Foothill-De Anza Central Offices*	
Occupancy: 2035-36	STATE: \$0
Net ASF: 0	DISTRICT: \$27,843,179

22 Physical Education Complex Renovation

De Anza College		Phases C,E
Occupancy: 2029-30	STATE:	\$40,084,000 \$36,698,000
Net ASF: -2,504	DISTRICT:	\$15,653,000 \$14,554,000

23 Physical Education Complex Renovation

Foothill College		Phases C,E
Occupancy: 2027-28	STATE:	\$0
Net ASF: 121	DISTRICT:	\$35,233,570 \$32,232,676

24 Acquire Affordable Student Housing

Foothill-De Anza Central Offices*		Phase E
Occupancy: 2025-26	STATE:	\$0
Net ASF: 0	DISTRICT:	\$65,600,000 \$2,000,000

25 Workforce Housing

Foothill-De Anza Central Offices*	
Occupancy: 2025-26	STATE: \$0
Net ASF: 50,000	DISTRICT: \$54,500,000

26 Installation of EV Chargers

Foothill-De Anza Central Offices*

Occupancy: 2026-27 **STATE:** \$0
 Net ASF: 0 **DISTRICT:** \$4,000,000

27 Sunnyvale Education Center HVAC Systems Improvements and Classroom Upgrades

Foothill College Education Center Phases C,E
 Occupancy: 2026-27 **STATE:** \$0 \$0
 Net ASF: 0 **DISTRICT:** \$18,151,259 \$16,151,259

28 Upgrade E3, S4 and S5 Flat Roofs

De Anza College
 Occupancy: 2025-26 **STATE:** \$0
 Net ASF: 0 **DISTRICT:** \$3,000,000

29 Wifi Expansion Phase II

Foothill-De Anza Central Offices* Phases C,E
 Occupancy: 2027-28 **STATE:** \$0 \$0
 Net ASF: 0 **DISTRICT:** \$3,555,650 \$2,954,822

30 Renovate Affordable Student Housing

Foothill-De Anza Central Offices* Phases C,E
 Occupancy: 2027-28 **STATE:** \$0 \$0
 Net ASF: 100,736 **DISTRICT:** \$28,000,000 \$24,800,000

31 Upgrade S3, S7 and Seminar Flat Roofs

De Anza College
 Occupancy: 2026-27 **STATE:** \$0
 Net ASF: 0 **DISTRICT:** \$2,508,294

32 Site Improvements

De Anza College Phases P,W Phase C
 Occupancy: 2030-31 **STATE:** \$0 \$0 \$0
 Net ASF: 0 **DISTRICT:** \$5,524,813 \$700,000 \$4,824,813

33 Perimeter Campus Roadway, Pathway and Traffic Improvements

De Anza College Phases P,W
 Occupancy: 2034-35 **STATE:** \$0 \$0
 Net ASF: 0 **DISTRICT:** \$6,906,042 \$1,000,000

34 Signage and Wayfinding Improvements Campus Wide

De Anza College Phases P,W Phases C,E
 Occupancy: 2030-31 **STATE:** \$0 \$0 \$0
 Net ASF: 0 **DISTRICT:** \$1,381,228 \$150,000 \$1,231,228

35 Relocate Physical Education Complex to Swing Space

De Anza College Phases P,W Phases C,E
 Occupancy: 2031-32 **STATE:** \$0 \$0 \$0
 Net ASF: 0 **DISTRICT:** \$1,376,700 \$100,000 \$1,276,700

GRAND TOTALS		2026-27	2027-28	2028-29	2029-30	2030-31	2031-32	2032-33
STATE:	\$40,084,000	\$36,698,000	\$0	\$0	\$0	\$0	\$0	\$0
DISTRICT:	\$503,930,335	\$153,792,710	\$29,553,348	\$58,778,962	\$6,321,239	\$3,754,670	\$0	\$1,000,000

FUSION

District Capacity/Load Ratios

Planning

Foothill-DeAnza Community College District (420)

District Lecture Capacity/Load Ratio

No. Project	Lect ASF	WSCH	Occupancy	2027-28	2028-29	2029-30	2030-31	2031-32	2032-33	2033-34
27 Sunnyvale Education Center HVAC Systems Improvements and Classroom Upgrades										
	0	0	2026-27							
Foothill College Education Center										
23 Physical Education Complex Renovation										
	-577	-914	2027-28	335,186						
Foothill College										
				311%						
22 Physical Education Complex Renovation										
	-16	-28	2029-30			335,158				
De Anza College										
						311%				
Lecture Summary / Totals				2027-28	2028-29	2029-30	2030-31	2031-32	2032-33	2033-34
Lecture ASF	Actual*/Projected WSCH			107,835	107,873	107,912	107,950	107,988	108,025	108,064
200,514	Cumulative Capacity			336,100	335,186	335,186	335,158	335,158	335,158	335,158
	Capacity/Load Ratio			312%	311%	311%	310%	310%	310%	310%

FUSION

District Capacity/Load Ratios

Planning

Foothill-DeAnza Community College District (420)

District Office Capacity/Load Ratio

No.	Project	Off ASF	FTE	Occupancy	2027-28	2028-29	2029-30	2030-31	2031-32	2032-33	2033-34
17	De Anza Event Center, Demolition of Flint Center and Utility Relocation	0	0	2024-25							
	De Anza College										
23	Physical Education Complex Renovation	-298	-2	2027-28	1,132						
	Foothill College				130%						
9	Automotive Technology Facilities Improvements	0	0	2028-29		1,132					
	De Anza College					128%					
20	Student Health Services Renovation	0	0	2029-30			1,132				
	De Anza College						126%				
22	Physical Education Complex Renovation	-10	0	2029-30			1,132				
	De Anza College						126%				
Office Summary / Totals					2027-28	2028-29	2029-30	2030-31	2031-32	2032-33	2033-34
	Office ASF	Actual*/Projected FTE			874	885	896	907	918	929	940
	203,044	Cumulative Capacity			1,134	1,132	1,132	1,132	1,132	1,132	1,132
		Capacity/Load Ratio			130%	128%	126%	125%	123%	122%	120%

FUSION**Load Distribution & Staff Forecast**

Planning

Foothill-DeAnza Community College District (420)**District Load Distribution**

	Instructional Staff FTE	Total Campus WSCH	Off-Campus WSCH	On-Campus WSCH	P.E. Laboratory WSCH	On-Campus Lecture WSCH	On-Campus Laboratory
Actual Fall							
2024	839	336,506	254,216	82,290	5,979	69,231	7,081
2025	852	336,626	185,519	151,107	4,396	108,517	38,193
Forecast							
2026	863	336,744	185,748	150,996	4,895	107,797	38,304
2027	874	336,863	185,814	151,049	4,897	107,835	38,317
2028	885	336,982	185,880	151,102	4,898	107,873	38,331
2029	896	337,101	185,945	151,156	4,900	107,912	38,344
2030	907	337,221	186,012	151,209	4,902	107,950	38,359
2031	918	337,341	186,077	151,264	4,903	107,988	38,372
2032	929	337,459	186,142	151,317	4,906	108,025	38,385

FUSION

Load Distribution & Staff Forecast

Planning

Foothill-DeAnza Community College District (420)

Instructional Load by Campus

WSCH Distributed to Campuses or Other Locations

	Actual Fall			Forecast						
	2023	2024	2025	2026	2027	2028	2029	2030	2031	2032
De Anza College										
	199,277	211,528	208,405	208,781	208,855	208,929	209,003	209,077	209,151	209,225
Foothill College										
	104,612	112,965	116,944	114,493	114,533	114,574	114,614	114,655	114,696	114,736
Foothill College Education Center										
	11,873	12,013	11,277	13,470	13,475	13,479	13,484	13,489	13,494	13,498
Foothill-De Anza Central Offices*										
	-	-	-	-	-	-	-	-	-	-
Total	315,762	336,506	336,626	336,744	336,863	336,982	337,101	337,221	337,341	337,459

FUSION

Load Distribution & Staff Forecast

Planning

Foothill-DeAnza Community College District (420)

Total District Library Load

(a)	Total Day-Graded (b)	Number of Campuses (c)	Initial ASF (3,795/Camp) (d)	First 3,000 Day Graded (3.83/DG) (e)	Between 3k - 9k (3.39/DG) (f)	Above 9,000 (2.94/DG) (g)	Total ASF (d+e+f+g)
Forecast							
2026	25,216	4	15,180	11,490	20,340	47,675	94,685
2027	25,226	4	15,180	11,490	20,340	47,704	94,714
2028	25,232	4	15,180	11,490	20,340	47,722	94,732
2029	25,242	4	15,180	11,490	20,340	47,751	94,761
2030	25,251	4	15,180	11,490	20,340	47,778	94,788
2031	25,259	4	15,180	11,490	20,340	47,801	94,811
2032	25,269	4	15,180	11,490	20,340	47,831	94,841

FUSION

Load Distribution & Staff Forecast

Planning

Library Load by Campus or Location

	Forecast						
	2026	2027	2028	2029	2030	2031	2032
De Anza College							
	58,705	58,721	58,736	58,752	58,769	58,785	58,801
	62%	62%	62%	62%	62%	62%	62%
Foothill College							
	32,193	32,202	32,210	32,219	32,228	32,237	32,246
	34%	34%	34%	34%	34%	34%	34%
Foothill College Education Center							
	3,787	3,788	3,789	3,790	3,792	3,793	3,794
	4%	4%	4%	4%	4%	4%	4%
Foothill-De Anza Central Offices*							
	0	0	0	0	0	0	0
	0%	0%	0%	0%	0%	0%	0%
Total	94,685	94,711	94,735	94,761	94,789	94,815	94,841

FUSION

Load Distribution & Staff Forecast

Planning

Foothill-DeAnza Community College District (420)

Total District AV, Radio, TV Load

(a)	Total Day-Graded (b)	Number of Campuses (c)	Initial ASF (3,500/Camp p) (d)	First 3,000 Day Graded (1.50/DG) (e)	Between 3k - 9k (0.75/DG) (f)	Above 9,000 (0.25/DG) (g)	Total ASF (d+e+f+g)
Forecast							
2026	25,216	4	14,000	4,500	4,500	4,054	27,054
2027	25,226	4	14,000	4,500	4,500	4,057	27,057
2028	25,232	4	14,000	4,500	4,500	4,058	27,058
2029	25,242	4	14,000	4,500	4,500	4,061	27,061
2030	25,251	4	14,000	4,500	4,500	4,063	27,063
2031	25,259	4	14,000	4,500	4,500	4,065	27,065
2032	25,269	4	14,000	4,500	4,500	4,067	27,067

FUSION

Load Distribution & Staff Forecast

Planning

AV, Radio, TV Load by Campus or Location

	Forecast						
	2026	2027	2028	2029	2030	2031	2032
De Anza College							
	16,773	16,775	16,776	16,778	16,779	16,780	16,782
	62%	62%	62%	62%	62%	62%	62%
Foothill College							
	9,198	9,199	9,200	9,201	9,201	9,202	9,203
	34%	34%	34%	34%	34%	34%	34%
Foothill College Education Center							
	1,082	1,082	1,082	1,082	1,083	1,083	1,083
	4%	4%	4%	4%	4%	4%	4%
Foothill-De Anza Central Offices*							
	0	0	0	0	0	0	0
	0%	0%	0%	0%	0%	0%	0%
Total	27,053	27,056	27,058	27,061	27,063	27,065	27,068



LEGEND

- Emergency Phone
- Restrooms
- All-Gender Restrooms
- County Transit
- Division Offices
- Elevators
- Motorcycle Parking
- Carpool Parking
- Accessible Parking
- Para Transit Drop Off
- AED (Automated External Defibrillator)
- Parking Permit Machine
- Pedestrian Pathways
- 30-Minute Visitor Parking
- Passenger Drop-Off
- EV Charging
- DASG Bike Rental Corral
- Village Centers
- Zoom Spaces

FUSION
Space Inventory

Foothill-DeAnza Community College District
Report 17 Certification

Certification of Inventory for Fiscal Year: 2025 - 2026

Campus Name: **De Anza College**
Certified ASF: **636,407**
Certified OGSF: **1,446,304**

District Approval

Christopher F. Dela Rosa
Christopher F., Dela Rosa (Feb 24, 2026 08:59:57 PST)

Authorized Signature

Date

Printed Name

State Approval

Chay Yang
Chay Yang (Feb 28, 2026 16:53:54 PST)

Authorized Signature

Date

Included:

(2) Signed Copies of Report 17 Certification Sheet if the submission was not certified and submitted electronically by the CBO.

FUSION

Campus Capacity/Load Ratios

Planning

Foothill-DeAnza Community College District (420)

De Anza College (421)

Campus Office Capacity/Load Ratio

No.	Project	Off ASF	FTE	Occupancy	2027-28	2028-29	2029-30	2030-31	2031-32	2032-33	2033-34
17	De Anza Event Center, Demolition of Flint Center and Utility Relocation	0	0	2024-25							
	De Anza College										
9	Automotive Technology Facilities Improvements	0	0	2028-29		549					
	De Anza College					102%					
20	Student Health Services Renovation	0	0	2029-30			549				
	De Anza College						101%				
22	Physical Education Complex Renovation	-10	0	2029-30			549				
	De Anza College						101%				
Office Summary / Totals					2027-28	2028-29	2029-30	2030-31	2031-32	2032-33	2033-34
	Office ASF	Actual*/Projected FTE			530	536	542	548	554	560	566
	95,988	Cumulative Capacity			549	549	549	549	549	549	549
		Capacity/Load Ratio			104%	102%	101%	100%	99%	98%	97%

FUSION**Load Distribution & Staff Forecast**

Planning

Foothill-DeAnza Community College District (420)**De Anza College (421)****Campus Load Distribution**

	Instructional Staff FTE	Total Campus WSCH	Off-Campus WSCH	On-Campus WSCH	P.E. Laboratory WSCH	On-Campus Lecture WSCH	On-Campus Laboratory
Actual Fall							
2024	513	211,528	168,313	43,215	3,695	36,806	2,714
2025	518	208,405	113,185	95,220	3,542	71,939	19,739
Forecast							
2026	524	208,781	112,742	96,039	3,842	72,030	20,168
2027	530	208,855	112,782	96,073	3,843	72,055	20,175
2028	536	208,929	112,822	96,107	3,844	72,080	20,183
2029	542	209,003	112,861	96,142	3,846	72,106	20,190
2030	548	209,077	112,902	96,175	3,847	72,132	20,197
2031	554	209,151	112,941	96,210	3,848	72,157	20,204
2032	560	209,225	112,981	96,244	3,850	72,182	20,211

FUSION

Load Distribution & Staff Forecast

Planning

Foothill-DeAnza Community College District (420) De Anza College (421)

FTE Instruction Staff Worksheet - Fall 2026

College Instructional Staff, Fall Term. Included are all certificated staff for day, extended day, and adult education except those whose office is located off-campus.

Staff Type (a)	Total Certificated Instructional and Statutory Staff FTE (b)	Non-Instructional Portion of FTE (c)	Net Total Instructional and Statutory Staff FTE (b-c)
Instructor	435	0	435
Counselor Include certified special program coordinators, economic opportunity program, coordinators, statutory and Title 5 required staff, et. al.	45	0	45
Department Administrator	90	0	90
Librarian Include certificated director of audio/visual, et. al.	3	3	0
Institutional Administrator Include certificated persons with responsibilities covering the entire institution, such as Superintendent, Assistant Superintendent, President, Dean of Instruction, Director of Data Processing, et. al.	8	8	0
Projected 2026 Totals	581	11	570

Column (b) is the total number of Column (a) distributed to categories

Column (c) is the fraction of time express as Full-Time Equivalentents devoted to noninstructional work.

Counselors, department administrators, and statutorily required staff are counted as if they had no noninstructional duties.

FUSION

Load Distribution & Staff Forecast

Planning

Foothill-DeAnza Community College District (420) De Anza College (421)

FTE Instruction Staff Worksheet - Fall 2027

College Instructional Staff, Fall Term. Included are all certificated staff for day, extended day, and adult education except those whose office is located off-campus.

Staff Type (a)	Total Certificated Instructional and Statutory Staff FTE (b)	Non-Instructional Portion of FTE (c)	Net Total Instructional and Statutory Staff FTE (b-c)
Instructor	439	0	439
Counselor Include certified special program coordinators, economic opportunity program, coordinators, statutory and Title 5 required staff, et. al.	45	0	45
Department Administrator	90	0	90
Librarian Include certificated director of audio/visual, et. al.	3	3	0
Institutional Administrator Include certificated persons with responsibilities covering the entire institution, such as Superintendent, Assistant Superintendent, President, Dean of Instruction, Director of Data Processing, et. al.	8	8	0
Projected 2027 Totals	585	11	574

Column (b) is the total number of Column (a) distributed to categories

Column (c) is the fraction of time express as Full-Time Equivalentents devoted to noninstructional work.

Counselors, department administrators, and statutorily required staff are counted as if they had no noninstructional duties.

FUSION

Load Distribution & Staff Forecast

Planning

Foothill-DeAnza Community College District (420) De Anza College (421)

FTE Instruction Staff Worksheet - Fall 2028

College Instructional Staff, Fall Term. Included are all certificated staff for day, extended day, and adult education except those whose office is located off-campus.

Staff Type (a)	Total Certificated Instructional and Statutory Staff FTE (b)	Non-Instructional Portion of FTE (c)	Net Total Instructional and Statutory Staff FTE (b-c)
Instructor	443	0	443
Counselor Include certified special program coordinators, economic opportunity program, coordinators, statutory and Title 5 required staff, et. al.	45	0	45
Department Administrator	90	0	90
Librarian Include certificated director of audio/visual, et. al.	3	3	0
Institutional Administrator Include certificated persons with responsibilities covering the entire institution, such as Superintendent, Assistant Superintendent, President, Dean of Instruction, Director of Data Processing, et. al.	8	8	0
Projected 2028 Totals	589	11	578

Column (b) is the total number of Column (a) distributed to categories

Column (c) is the fraction of time express as Full-Time Equivalentents devoted to noninstructional work.

Counselors, department administrators, and statutorily required staff are counted as if they had no noninstructional duties.

FUSION

Load Distribution & Staff Forecast

Planning

Foothill-DeAnza Community College District (420) De Anza College (421)

FTE Instruction Staff Worksheet - Fall 2029

College Instructional Staff, Fall Term. Included are all certificated staff for day, extended day, and adult education except those whose office is located off-campus.

Staff Type (a)	Total Certificated Instructional and Statutory Staff FTE (b)	Non-Instructional Portion of FTE (c)	Net Total Instructional and Statutory Staff FTE (b-c)
Instructor	447	0	447
Counselor Include certified special program coordinators, economic opportunity program, coordinators, statutory and Title 5 required staff, et. al.	45	0	45
Department Administrator	90	0	90
Librarian Include certificated director of audio/visual, et. al.	3	3	0
Institutional Administrator Include certificated persons with responsibilities covering the entire institution, such as Superintendent, Assistant Superintendent, President, Dean of Instruction, Director of Data Processing, et. al.	8	8	0
Projected 2029 Totals	593	11	582

Column (b) is the total number of Column (a) distributed to categories

Column (c) is the fraction of time express as Full-Time Equivalentents devoted to noninstructional work.

Counselors, department administrators, and statutorily required staff are counted as if they had no noninstructional duties.

FUSION

Load Distribution & Staff Forecast

Planning

Foothill-DeAnza Community College District (420) De Anza College (421)

FTE Instruction Staff Worksheet - Fall 2030

College Instructional Staff, Fall Term. Included are all certificated staff for day, extended day, and adult education except those whose office is located off-campus.

Staff Type (a)	Total Certificated Instructional and Statutory Staff FTE (b)	Non-Instructional Portion of FTE (c)	Net Total Instructional and Statutory Staff FTE (b-c)
Instructor	451	0	451
Counselor Include certified special program coordinators, economic opportunity program, coordinators, statutory and Title 5 required staff, et. al.	45	0	45
Department Administrator	90	0	90
Librarian Include certificated director of audio/visual, et. al.	3	3	0
Institutional Administrator Include certificated persons with responsibilities covering the entire institution, such as Superintendent, Assistant Superintendent, President, Dean of Instruction, Director of Data Processing, et. al.	8	8	0
Projected 2030 Totals	597	11	586

Column (b) is the total number of Column (a) distributed to categories

Column (c) is the fraction of time express as Full-Time Equivalentents devoted to noninstructional work.

Counselors, department administrators, and statutorily required staff are counted as if they had no noninstructional duties.

FUSION

Load Distribution & Staff Forecast

Planning

Foothill-DeAnza Community College District (420) De Anza College (421)

FTE Instruction Staff Worksheet - Fall 2031

College Instructional Staff, Fall Term. Included are all certificated staff for day, extended day, and adult education except those whose office is located off-campus.

Staff Type (a)	Total Certificated Instructional and Statutory Staff FTE (b)	Non-Instructional Portion of FTE (c)	Net Total Instructional and Statutory Staff FTE (b-c)
Instructor	455	0	455
Counselor Include certified special program coordinators, economic opportunity program, coordinators, statutory and Title 5 required staff, et. al.	45	0	45
Department Administrator	90	0	90
Librarian Include certificated director of audio/visual, et. al.	3	3	0
Institutional Administrator Include certificated persons with responsibilities covering the entire institution, such as Superintendent, Assistant Superintendent, President, Dean of Instruction, Director of Data Processing, et. al.	8	8	0
Projected 2031 Totals	601	11	590

Column (b) is the total number of Column (a) distributed to categories

Column (c) is the fraction of time express as Full-Time Equivalentents devoted to noninstructional work.

Counselors, department administrators, and statutorily required staff are counted as if they had no noninstructional duties.

FUSION

Load Distribution & Staff Forecast

Planning

Foothill-DeAnza Community College District (420) De Anza College (421)

FTE Instruction Staff Worksheet - Fall 2032

College Instructional Staff, Fall Term. Included are all certificated staff for day, extended day, and adult education except those whose office is located off-campus.

Staff Type (a)	Total Certificated Instructional and Statutory Staff FTE (b)	Non-Instructional Portion of FTE (c)	Net Total Instructional and Statutory Staff FTE (b-c)
Instructor	459	0	459
Counselor Include certified special program coordinators, economic opportunity program, coordinators, statutory and Title 5 required staff, et. al.	45	0	45
Department Administrator	90	0	90
Librarian Include certificated director of audio/visual, et. al.	3	3	0
Institutional Administrator Include certificated persons with responsibilities covering the entire institution, such as Superintendent, Assistant Superintendent, President, Dean of Instruction, Director of Data Processing, et. al.	8	8	0
Projected 2032 Totals	605	11	594

Column (b) is the total number of Column (a) distributed to categories

Column (c) is the fraction of time express as Full-Time Equivalentents devoted to noninstructional work.

Counselors, department administrators, and statutorily required staff are counted as if they had no noninstructional duties.

FUSION

Cumulative Sum of Existing & Proposed Space (2027-2033)

Planning

Foothill-DeAnza Community College District (420)
De Anza College (421)

Priority & Year of Occupancy (a)	Classroom 100's (b)	Laboratory 200's (c)	Office 300's (d)	Library 400's (e)	AV Radio TV 530-535 (f)	P.E. 520-525 (g)	Assembly 610 & 615 (h)	Inactive 050-070 (i)	All Other Areas (j)	Total ASF (k)
Total ASF	112,124	178,501	95,988	64,632	11,243	56,097	14,351	5,076	98,395	636,407
9	2028	Automotive Technology Facilities Improvements								
	0	0	0	0	0	0	0	0	0	0
	112,124	178,501	95,988	64,632	11,243	56,097	14,351	5,076	98,395	636,407
20	2029	Student Health Services Renovation								
	0	0	0	0	0	0	0	0	0	0
	112,124	178,501	95,988	64,632	11,243	56,097	14,351	5,076	98,395	636,407
22	2029	Physical Education Complex Renovation								
	-16	0	-10	0	0	-2,326	0	-146	-6	-2,504
	112,108	178,501	95,978	64,632	11,243	53,771	14,351	4,930	98,389	633,903
Total Existing and Proposed Space	112,108	178,501	95,978	64,632	11,243	53,771	14,351	4,930	98,389	633,903

FUSION

Capacity of Net Existing On-Campus ASF

Planning

Foothill-DeAnza Community College District (420)

De Anza College (421)

Classrooms, Classroom Service (Room Use Code 100s)

Summary	Total Net ASF	ASF per 100 WSCH	Total Capacity WSCH
Classroom Space	112,124	57.2	196,021

Laboratories & Laboratory Service Area (Room Use Codes 210, 215, 220, 225, 230, 235, 255)

TOP Code	Net ASF	ASF per 100 WSCH	Capacity WSCH
0100 - Agriculture and Natural Resources	150	492.0	30
0302 - Environmental Studies	2,124	235.0	904
0401 - Biology, General	5,219	235.0	2,221
0402 - Botany, General	2,166	235.0	922
0407 - Zoology, General	2,213	235.0	942
0410 - Anatomy and Physiology	2,149	235.0	914
0501 - Business and Commerce, General	177	128.0	138
0502 - Accounting	1,437	128.0	1,123
0514 - Office Technology/Office Computer Applications	3,430	128.0	2,680
0602 - Journalism	1,127	214.0	527
0612 - Film Studies (including combined film/video)	9,359	214.0	4,373
0701 - Information Technology, General	8,239	171.0	4,818
0702 - Computer Information Systems	2,893	171.0	1,692
0901 - Engineering, General (requires Calculus)(Transfer)	1,123	321.0	350
0924 - Engineering Technology,General (req. Trigonometry)	726	321.0	226
0945 - Industrial Systems Technology and Maintenance	932	556.0	168
0948 - Automotive Technology	28,278	856.0	3,304
0956 - Manufacturing and Industrial Technology	13,382	385.0	3,476
1002 - Art (Painting, Drawing and Sculpture)	9,902	257.0	3,853
1004 - Music	10,865	257.0	4,228
1009 - Applied Design	1,247	257.0	485
1012 - Applied Photography	3,265	257.0	1,270
1030 - Graphic Arts and Design	2,590	257.0	1,008
1212 - Electro-Neurodiagnostic Technology	3,751	214.0	1,753
1230 - Nursing	9,100	214.0	4,252
1501 - English	2,467	150.0	1,645
1502 - Language Arts	12	150.0	8
1701 - Mathematics, General	14,192	150.0	9,461
1902 - Physics, General	6,143	257.0	2,390
1905 - Chemistry, General	12,197	257.0	4,746
1914 - Geology	2,104	257.0	819
2202 - Anthropology	3,487	150.0	2,325
4930 - General Studies	12,055	257.0	4,691
Summary	Total Net ASF	ASF per 100 WSCH	Total Capacity WSCH
Lab Space	178,501	248.8	71,740

Office & Office Service Areas (Room Use Code 300s)

Summary	Total Net ASF	ASF per FTE	Total Capacity FTE
Office Space	95,988	175.0	549

FUSION

Project Intent & Scope

Planning

**Foothill-DeAnza Community College District (420)
De Anza College (421)**

District Priority & Project: **5 Upgrade Fire Alarm and Suppression Systems**

Project Type: Infrastructure

Total Estimated Cost: \$4,818,400

Anticipated Source(s) of Funds: Non-State

Type of Construction:

Seismic Retrofit:

If Existing - Age:

If Existing - Condition:

Anticipated Time Schedule

	Land Acquisition	Preliminary Plans	Working Drawings	Construction	Equipment	Occupancy
Year	0	2024	2024	2026	2026	2027-28
Estimated Cost	\$0	\$240,797	\$318,000	\$4,259,603	\$0	

Explain why this project is needed:

Fire alarm and fire suppression system modification and upgrades to meet current code compliance (panels, distribution, electrical, piping, etc.).

FUSION

Project Intent & Scope

Planning

Foothill-DeAnza Community College District (420) De Anza College (421)

District Priority & Project: **5 Upgrade Fire Alarm and Suppression Systems**

Outline of Project Space - Buildings and Remodelings

	Classroom 100s	Laboratory 210-255	Office 300s	Library 400s	AV/TV 530-535	All Other	Total ASF
Project Primary	0	0	0	0	0	0	0
Project Secondary	0	0	0	0	0	0	0
Project Net ASF	0	0	0	0	0	0	0

Project Net Capacity

Classrooms, Classroom Service (Room Use Code 100s)

Summary	Net ASF	ASF per 100 WSCH	Capacity WSCH
Classroom Space	0	0.0	0

Laboratories & Laboratory Service Area (Room Use Codes 210, 215, 220, 225, 230, 235, 255)

TOP Code	Primary Effect			Secondary Effect		
	Net ASF	ASF per 100 WSCH	Capacity WSCH	Net ASF	ASF per 100 WSCH	Capacity WSCH
-						
Summary	Net ASF			Capacity WSCH		
Lab Space				0		0

Office & Office Service Areas (Room Use Code 300s)

Summary	Net ASF	ASF per FTE	Capacity FTE
Office Space	0	0.0	0.00

FUSION

Project Intent & Scope

Planning

Foothill-DeAnza Community College District (420)
De Anza College (421)

District Priority & Project: **8 Modernize Building Interior and Exteriors**

Project Type: Reconstruction
 Total Estimated Cost: \$2,102,800
 Anticipated Source(s) of Funds: Non-State
 Type of Construction:
 Seismic Retrofit:
 If Existing - Age:
 If Existing - Condition:

Anticipated Time Schedule

	Land Acquisition	Preliminary Plans	Working Drawings	Construction	Equipment	Occupancy
Year	0	2025	2025	2026	2026	2029-30
Estimated Cost	\$0	\$40,000	\$182,800	\$1,880,000	\$0	

Explain why this project is needed:

Existing building interior and exterior improvements campus-wide to update and modernize buildings, classrooms and spaces in support of education.

FUSION

Project Intent & Scope

Planning

Foothill-DeAnza Community College District (420) De Anza College (421)

District Priority & Project: **8 Modernize Building Interior and Exteriors**

Outline of Project Space - Buildings and Remodelings

	Classroom 100s	Laboratory 210-255	Office 300s	Library 400s	AV/TV 530-535	All Other	Total ASF
Project Primary	0	0	0	0	0	0	0
Project Secondary	0	0	0	0	0	0	0
Project Net ASF	0	0	0	0	0	0	0

Project Net Capacity

Classrooms, Classroom Service (Room Use Code 100s)

Summary	Net ASF	ASF per 100 WSCH	Capacity WSCH
Classroom Space	0	0.0	0

Laboratories & Laboratory Service Area (Room Use Codes 210, 215, 220, 225, 230, 235, 255)

TOP Code	Primary Effect			Secondary Effect		
	Net ASF	ASF per 100 WSCH	Capacity WSCH	Net ASF	ASF per 100 WSCH	Capacity WSCH
-						
Summary	Net ASF			Capacity WSCH		
Lab Space				0		0

Office & Office Service Areas (Room Use Code 300s)

Summary	Net ASF	ASF per FTE	Capacity FTE
Office Space	0	0.0	0.00

FUSION

Project Intent & Scope

Planning

**Foothill-DeAnza Community College District (420)
De Anza College (421)**

District Priority & Project: **9 Automotive Technology Facilities Improvements**

Project Type: Reconstruction

Total Estimated Cost: \$1,032,500

Anticipated Source(s) of Funds: Non-State

Type of Construction:

Seismic Retrofit:

If Existing - Age:

If Existing - Condition:

Anticipated Time Schedule

	Land Acquisition	Preliminary Plans	Working Drawings	Construction	Equipment	Occupancy
Year	0	2025	2025	2027	2027	2028-29
Estimated Cost	\$0	\$41,300	\$61,950	\$877,625	\$51,625	

Explain why this project is needed:

Automotive Technology facility improvements and modernization to meet the current demands of the automotive industry and future regulations.

FUSION

Project Intent & Scope

Planning

Foothill-DeAnza Community College District (420)

De Anza College (421)

District Priority & Project: **9 Automotive Technology Facilities Improvements**

Outline of Project Space - Buildings and Remodelings

	Classroom 100s	Laboratory 210-255	Office 300s	Library 400s	AV/TV 530-535	All Other	Total ASF
Project Primary	0	23,777	927	0	0	0	24,704
Project Secondary	0	-23,777	-927	0	0	0	-24,704
Project Net ASF	0	0	0	0	0	0	0

Project Net Capacity

Classrooms, Classroom Service (Room Use Code 100s)

Summary	Net ASF	ASF per 100 WSCH	Capacity WSCH
Classroom Space	0	0.0	0

Laboratories & Laboratory Service Area (Room Use Codes 210, 215, 220, 225, 230, 235, 255)

TOP Code	Primary Effect			Secondary Effect		
	Net ASF	ASF per 100 WSCH	Capacity WSCH	Net ASF	ASF per 100 WSCH	Capacity WSCH
-						
Summary	Net ASF			Capacity WSCH		
Lab Space	0			0		

Office & Office Service Areas (Room Use Code 300s)

Summary	Net ASF	ASF per FTE	Capacity FTE
Office Space	0	0.0	0.00

FUSION

Project Intent & Scope

Planning

Foothill-DeAnza Community College District (420)

De Anza College (421)

District Priority & Project: **17 De Anza Event Center, Demolition of Flint Center and Utility Relocation**

Project Type: Replacement

Total Estimated Cost: \$26,278,800

Anticipated Source(s) of Funds: Non-State

Type of Construction:

Seismic Retrofit:

If Existing - Age:

If Existing - Condition:

Anticipated Time Schedule

	Land Acquisition	Preliminary Plans	Working Drawings	Construction	Equipment	Occupancy
Year	0	2023	2023	2024	2024	2024-25
Estimated Cost	\$0	\$1,500,000	\$1,513,071	\$23,265,729	\$0	

Explain why this project is needed:

New event venue to meet district, campus and community needs. As part of the scope of this project, the Flint Center will be demolished.

FUSION

Project Intent & Scope

Planning

Foothill-DeAnza Community College District (420) De Anza College (421)

District Priority & Project: 17 De Anza Event Center, Demolition of Flint Center and Utility Relocation

Outline of Project Space - Buildings and Remodelings

	Classroom 100s	Laboratory 210-255	Office 300s	Library 400s	AV/TV 530-535	All Other	Total ASF
Project Primary	0	0	519	0	0	64,985	65,504
Project Secondary	0	0	-519	0	0	-44,985	-45,504
Project Net ASF	0	0	0	0	0	20,000	20,000

Project Net Capacity

Classrooms, Classroom Service (Room Use Code 100s)

Summary	Net ASF	ASF per 100 WSCH	Capacity WSCH
Classroom Space	0	0.0	0

Laboratories & Laboratory Service Area (Room Use Codes 210, 215, 220, 225, 230, 235, 255)

TOP Code	Primary Effect			Secondary Effect		
	Net ASF	ASF per 100 WSCH	Capacity WSCH	Net ASF	ASF per 100 WSCH	Capacity WSCH
-						
Summary	Net ASF			Capacity WSCH		
Lab Space	0			0		

Office & Office Service Areas (Room Use Code 300s)

Summary	Net ASF	ASF per FTE	Capacity FTE
Office Space	0	0.0	0.00

FUSION

Project Intent & Scope

Planning

Foothill-DeAnza Community College District (420)
De Anza College (421)

District Priority & Project: **19 Upgrade Infrastructure and HVAC Systems**

Project Type: Infrastructure
 Total Estimated Cost: \$34,416,900
 Anticipated Source(s) of Funds: Non-State
 Type of Construction:
 Seismic Retrofit:
 If Existing - Age:
 If Existing - Condition:

Anticipated Time Schedule

	Land Acquisition	Preliminary Plans	Working Drawings	Construction	Equipment	Occupancy
Year	0	2025	2025	2026	0	2027-28
Estimated Cost	\$0	\$1,200,000	\$2,216,900	\$31,000,000	\$0	

Explain why this project is needed:

This project will upgrade infrastructure and HVAC systems on the De Anza College campus.

FUSION

Project Intent & Scope

Planning

Foothill-DeAnza Community College District (420) De Anza College (421)

District Priority & Project: **19 Upgrade Infrastructure and HVAC Systems**

Outline of Project Space - Buildings and Remodelings

	Classroom 100s	Laboratory 210-255	Office 300s	Library 400s	AV/TV 530-535	All Other	Total ASF
Project Primary	0	0	0	0	0	0	0
Project Secondary	0	0	0	0	0	0	0
Project Net ASF	0	0	0	0	0	0	0

Project Net Capacity

Classrooms, Classroom Service (Room Use Code 100s)

Summary	Net ASF	ASF per 100 WSCH	Capacity WSCH
Classroom Space	0	0.0	0

Laboratories & Laboratory Service Area (Room Use Codes 210, 215, 220, 225, 230, 235, 255)

TOP Code	Primary Effect			Secondary Effect		
	Net ASF	ASF per 100 WSCH	Capacity WSCH	Net ASF	ASF per 100 WSCH	Capacity WSCH
-						
Summary	Net ASF			Capacity WSCH		
Lab Space				0		0

Office & Office Service Areas (Room Use Code 300s)

Summary	Net ASF	ASF per FTE	Capacity FTE
Office Space	0	0.0	0.00

FUSION

Project Intent & Scope

Planning

**Foothill-DeAnza Community College District (420)
De Anza College (421)**

District Priority & Project: **20 Student Health Services Renovation**

Project Type: Reconstruction

Total Estimated Cost: \$2,065,000

Anticipated Source(s) of Funds: Non-State

Type of Construction:

Seismic Retrofit:

If Existing - Age:

If Existing - Condition:

Anticipated Time Schedule

	Land Acquisition	Preliminary Plans	Working Drawings	Construction	Equipment	Occupancy
Year	0	2028	2028	2028	2028	2029-30
Estimated Cost	\$0	\$82,600	\$123,900	\$1,652,000	\$206,500	

Explain why this project is needed:

Student Health Services department renovation and expansion for Health Insurance Portability and Accountability Act (HIPAA) compliance and egress improvements.

FUSION

Project Intent & Scope

Planning

Foothill-DeAnza Community College District (420) De Anza College (421)

District Priority & Project: **20 Student Health Services Renovation**

Outline of Project Space - Buildings and Remodelings

	Classroom 100s	Laboratory 210-255	Office 300s	Library 400s	AV/TV 530-535	All Other	Total ASF
Project Primary	0	0	407	0	0	1,137	1,544
Project Secondary	0	0	-407	0	0	-1,137	-1,544
Project Net ASF	0	0	0	0	0	0	0

Project Net Capacity

Classrooms, Classroom Service (Room Use Code 100s)

Summary	Net ASF	ASF per 100 WSCH	Capacity WSCH
Classroom Space	0	0.0	0

Laboratories & Laboratory Service Area (Room Use Codes 210, 215, 220, 225, 230, 235, 255)

TOP Code	Primary Effect			Secondary Effect		
	Net ASF	ASF per 100 WSCH	Capacity WSCH	Net ASF	ASF per 100 WSCH	Capacity WSCH
-						
Summary	Net ASF			Capacity WSCH		
Lab Space	0			0		

Office & Office Service Areas (Room Use Code 300s)

Summary	Net ASF	ASF per FTE	Capacity FTE
Office Space	0	0.0	0.00

FUSION

Project Intent & Scope

Planning

Foothill-DeAnza Community College District (420)

De Anza College (421)

District Priority & Project: 22 Physical Education Complex Renovation

Project Type: Reconstruction

Total Estimated Cost: \$55,737,000

Anticipated Source(s) of Funds: State and Non-State

Type of Construction:

Seismic Retrofit:

If Existing - Age:

If Existing - Condition:

Anticipated Time Schedule

	Land Acquisition	Preliminary Plans	Working Drawings	Construction	Equipment	Occupancy
Year	0	2025	2025	2026	2026	2029-30
Estimated Cost	\$0	\$2,228,000	\$2,257,000	\$51,233,000	\$19,000	

Explain why this project is needed:

The PE Complex (Building's PE1 #34, PE2 #35, PE3 #36, PE4 #37, PE5 #38, and PE6 #39) on the De Anza College campus were constructed in 1967 and have had no major upgrades since then. While listed separately in the space inventory, the buildings are physically connected. The majority of the buildings have Facilities Condition Index's between 40% and 70% suggesting they are a prime candidate for renovation. Many of the buildings systems are dysfunctional and have out lived their useful lives. This project will renovate the aging buildings totaling 76,354 GSF. The project will provide renovated space of 1,100 ASF in Lecture space, 54,360 ASF in Physical Education space and 3,711 ASF in Office space.

FUSION

Project Intent & Scope

Planning

Foothill-DeAnza Community College District (420) De Anza College (421)

District Priority & Project: **22 Physical Education Complex Renovation**

Outline of Project Space - Buildings and Remodelings

	Classroom 100s	Laboratory 210-255	Office 300s	Library 400s	AV/TV 530-535	All Other	Total ASF
Project Primary	991	0	3,574	0	0	51,997	56,562
Project Secondary	-1,007	0	-3,584	0	0	-54,475	-59,066
Project Net ASF	-16	0	-10	0	0	-2,478	-2,504

Project Net Capacity

Classrooms, Classroom Service (Room Use Code 100s)

Summary	Net ASF	ASF per 100 WSCH	Capacity WSCH
Classroom Space	-16	57.2	-28

Laboratories & Laboratory Service Area (Room Use Codes 210, 215, 220, 225, 230, 235, 255)

TOP Code	Primary Effect			Secondary Effect		
	Net ASF	ASF per 100 WSCH	Capacity WSCH	Net ASF	ASF per 100 WSCH	Capacity WSCH
-						
Summary	Net ASF			Capacity WSCH		
Lab Space			0			0

Office & Office Service Areas (Room Use Code 300s)

Summary	Net ASF	ASF per FTE	Capacity FTE
Office Space	-10	175.0	-0.06

FUSION

Project Intent & Scope

Planning

**Foothill-DeAnza Community College District (420)
De Anza College (421)**

District Priority & Project: **28 Upgrade E3, S4 and S5 Flat Roofs**

Project Type: Reconstruction

Total Estimated Cost: \$3,000,000

Anticipated Source(s) of Funds: Non-State

Type of Construction:

Seismic Retrofit:

If Existing - Age:

If Existing - Condition:

Anticipated Time Schedule

	Land Acquisition	Preliminary Plans	Working Drawings	Construction	Equipment	Occupancy
Year	0	2024	2024	2025	0	2025-26
Estimated Cost	\$0	\$20,000	\$32,634	\$2,947,366	\$0	

Explain why this project is needed:

This project will upgrade the roofs on E3, E4 and S5 buildings.

FUSION

Project Intent & Scope

Planning

Foothill-DeAnza Community College District (420) De Anza College (421)

District Priority & Project: **28 Upgrade E3, S4 and S5 Flat Roofs**

Outline of Project Space - Buildings and Remodelings

	Classroom 100s	Laboratory 210-255	Office 300s	Library 400s	AV/TV 530-535	All Other	Total ASF
Project Primary	0	0	0	0	0	0	0
Project Secondary	0	0	0	0	0	0	0
Project Net ASF	0	0	0	0	0	0	0

Project Net Capacity

Classrooms, Classroom Service (Room Use Code 100s)

Summary	Net ASF	ASF per 100 WSCH	Capacity WSCH
Classroom Space	0	0.0	0

Laboratories & Laboratory Service Area (Room Use Codes 210, 215, 220, 225, 230, 235, 255)

TOP Code	Primary Effect			Secondary Effect		
	Net ASF	ASF per 100 WSCH	Capacity WSCH	Net ASF	ASF per 100 WSCH	Capacity WSCH
-						
Summary	Net ASF			Capacity WSCH		
Lab Space				0		0

Office & Office Service Areas (Room Use Code 300s)

Summary	Net ASF	ASF per FTE	Capacity FTE
Office Space	0	0.0	0.00

FUSION

Project Intent & Scope

Planning

**Foothill-DeAnza Community College District (420)
De Anza College (421)**

District Priority & Project: **31 Upgrade S3, S7 and Seminar Flat Roofs**

Project Type: Reconstruction

Total Estimated Cost: \$2,508,294

Anticipated Source(s) of Funds: Non-State

Type of Construction:

Seismic Retrofit:

If Existing - Age:

If Existing - Condition:

Anticipated Time Schedule

	Land Acquisition	Preliminary Plans	Working Drawings	Construction	Equipment	Occupancy
Year	0	2025	2025	2025	0	2026-27
Estimated Cost	\$0	\$50,000	\$75,000	\$2,383,294	\$0	

Explain why this project is needed:

This project will replace the roofs on S3, S7 and the Seminar building at De Anza College.

FUSION

Project Intent & Scope

Planning

Foothill-DeAnza Community College District (420) De Anza College (421)

District Priority & Project: **31 Upgrade S3, S7 and Seminar Flat Roofs**

Outline of Project Space - Buildings and Remodelings

	Classroom 100s	Laboratory 210-255	Office 300s	Library 400s	AV/TV 530-535	All Other	Total ASF
Project Primary	0	0	0	0	0	0	0
Project Secondary	0	0	0	0	0	0	0
Project Net ASF	0	0	0	0	0	0	0

Project Net Capacity

Classrooms, Classroom Service (Room Use Code 100s)

Summary	Net ASF	ASF per 100 WSCH	Capacity WSCH
Classroom Space	0	0.0	0

Laboratories & Laboratory Service Area (Room Use Codes 210, 215, 220, 225, 230, 235, 255)

TOP Code	Primary Effect			Secondary Effect		
	Net ASF	ASF per 100 WSCH	Capacity WSCH	Net ASF	ASF per 100 WSCH	Capacity WSCH
-						
Summary	Net ASF			Capacity WSCH		
Lab Space				0		0

Office & Office Service Areas (Room Use Code 300s)

Summary	Net ASF	ASF per FTE	Capacity FTE
Office Space	0	0.0	0.00

FUSION

Project Intent & Scope

Planning

Foothill-DeAnza Community College District (420) De Anza College (421)

District Priority & Project: **32 Site Improvements**

Project Type: Reconstruction

Total Estimated Cost: \$5,524,813

Anticipated Source(s) of Funds: Non-State

Type of Construction:

Seismic Retrofit:

If Existing - Age:

If Existing - Condition:

Anticipated Time Schedule

	Land Acquisition	Preliminary Plans	Working Drawings	Construction	Equipment	Occupancy
Year	0	2028	2028	2029	0	2030-31
Estimated Cost	\$0	\$300,000	\$400,000	\$4,824,813	\$0	

Explain why this project is needed:

This project will make many site improvements on the De Anza College campus.

FUSION

Project Intent & Scope

Planning

Foothill-DeAnza Community College District (420) De Anza College (421)

District Priority & Project: **32 Site Improvements**

Outline of Project Space - Buildings and Remodelings

	Classroom 100s	Laboratory 210-255	Office 300s	Library 400s	AV/TV 530-535	All Other	Total ASF
Project Primary	0	0	0	0	0	0	0
Project Secondary	0	0	0	0	0	0	0
Project Net ASF	0	0	0	0	0	0	0

Project Net Capacity

Classrooms, Classroom Service (Room Use Code 100s)

Summary	Net ASF	ASF per 100 WSCH	Capacity WSCH
Classroom Space	0	0.0	0

Laboratories & Laboratory Service Area (Room Use Codes 210, 215, 220, 225, 230, 235, 255)

TOP Code	Primary Effect			Secondary Effect		
	Net ASF	ASF per 100 WSCH	Capacity WSCH	Net ASF	ASF per 100 WSCH	Capacity WSCH
-						
Summary	Net ASF			Capacity WSCH		
Lab Space	0			0		

Office & Office Service Areas (Room Use Code 300s)

Summary	Net ASF	ASF per FTE	Capacity FTE
Office Space	0	0.0	0.00

FUSION

Project Intent & Scope

Planning

Foothill-DeAnza Community College District (420)

De Anza College (421)

District Priority & Project: **33 Perimeter Campus Roadway, Pathway and Traffic Improvements**

Project Type: Infrastructure

Total Estimated Cost: \$6,906,042

Anticipated Source(s) of Funds: Non-State

Type of Construction:

Seismic Retrofit:

If Existing - Age:

If Existing - Condition:

Anticipated Time Schedule

	Land Acquisition	Preliminary Plans	Working Drawings	Construction	Equipment	Occupancy
Year	0	2032	2032	2033	2033	2034-35
Estimated Cost	\$0	\$400,000	\$600,000	\$5,906,042	\$0	

Explain why this project is needed:

This project will upgrade the Perimeter Campus Roadway, Pathway and Traffic Improvements on the De Anza campus.

FUSION

Project Intent & Scope

Planning

Foothill-DeAnza Community College District (420)

De Anza College (421)

District Priority & Project: **33 Perimeter Campus Roadway, Pathway and Traffic Improvements**

Outline of Project Space - Buildings and Remodelings

	Classroom 100s	Laboratory 210-255	Office 300s	Library 400s	AV/TV 530-535	All Other	Total ASF
Project Primary	0	0	0	0	0	0	0
Project Secondary	0	0	0	0	0	0	0
Project Net ASF	0	0	0	0	0	0	0

Project Net Capacity

Classrooms, Classroom Service (Room Use Code 100s)

Summary	Net ASF	ASF per 100 WSCH	Capacity WSCH
Classroom Space	0	0.0	0

Laboratories & Laboratory Service Area (Room Use Codes 210, 215, 220, 225, 230, 235, 255)

TOP Code	Primary Effect			Secondary Effect		
	Net ASF	ASF per 100 WSCH	Capacity WSCH	Net ASF	ASF per 100 WSCH	Capacity WSCH
-						
Summary	Net ASF			Capacity WSCH		
Lab Space				0		0

Office & Office Service Areas (Room Use Code 300s)

Summary	Net ASF	ASF per FTE	Capacity FTE
Office Space	0	0.0	0.00

FUSION

Project Intent & Scope

Planning

Foothill-DeAnza Community College District (420)

De Anza College (421)

District Priority & Project: **34 Signage and Wayfinding Improvements Campus Wide**

Project Type: Reconstruction

Total Estimated Cost: \$1,381,228

Anticipated Source(s) of Funds: Non-State

Type of Construction:

Seismic Retrofit:

If Existing - Age:

If Existing - Condition:

Anticipated Time Schedule

	Land Acquisition	Preliminary Plans	Working Drawings	Construction	Equipment	Occupancy
Year	0	2028	2028	2029	2029	2030-31
Estimated Cost	\$0	\$50,000	\$100,000	\$1,231,228	\$0	

Explain why this project is needed:

This project will make Signage and Wayfinding Improvements Campus Wide on the De Anza College campus.

FUSION

Project Intent & Scope

Planning

Foothill-DeAnza Community College District (420) De Anza College (421)

District Priority & Project: **34 Signage and Wayfinding Improvements Campus Wide**

Outline of Project Space - Buildings and Remodelings

	Classroom 100s	Laboratory 210-255	Office 300s	Library 400s	AV/TV 530-535	All Other	Total ASF
Project Primary	0	0	0	0	0	0	0
Project Secondary	0	0	0	0	0	0	0
Project Net ASF	0	0	0	0	0	0	0

Project Net Capacity

Classrooms, Classroom Service (Room Use Code 100s)

Summary	Net ASF	ASF per 100 WSCH	Capacity WSCH
Classroom Space	0	0.0	0

Laboratories & Laboratory Service Area (Room Use Codes 210, 215, 220, 225, 230, 235, 255)

TOP Code	Primary Effect			Secondary Effect		
	Net ASF	ASF per 100 WSCH	Capacity WSCH	Net ASF	ASF per 100 WSCH	Capacity WSCH
-						
Summary	Net ASF			Capacity WSCH		
Lab Space				0		0

Office & Office Service Areas (Room Use Code 300s)

Summary	Net ASF	ASF per FTE	Capacity FTE
Office Space	0	0.0	0.00

FUSION

Project Intent & Scope

Planning

Foothill-DeAnza Community College District (420)
De Anza College (421)

District Priority & Project: **35 Relocate Physical Education Complex to Swing Space**

Project Type: Replacement
 Total Estimated Cost: \$1,376,700
 Anticipated Source(s) of Funds: Non-State
 Type of Construction:
 Seismic Retrofit:
 If Existing - Age:
 If Existing - Condition:

Anticipated Time Schedule

	Land Acquisition	Preliminary Plans	Working Drawings	Construction	Equipment	Occupancy
Year	0	2029	2029	2030	2030	2031-32
Estimated Cost	\$0	\$50,000	\$50,000	\$1,276,700	\$0	

Explain why this project is needed:

This project relocates Physical Education Complex occupants to Swing Space temporarily while the PE Complex is being renovated.

FUSION

Project Intent & Scope

Planning

Foothill-DeAnza Community College District (420)

De Anza College (421)

District Priority & Project: **35 Relocate Physical Education Complex to Swing Space**

Outline of Project Space - Buildings and Remodelings

	Classroom 100s	Laboratory 210-255	Office 300s	Library 400s	AV/TV 530-535	All Other	Total ASF
Project Primary	0	0	0	0	0	0	0
Project Secondary	0	0	0	0	0	0	0
Project Net ASF	0	0	0	0	0	0	0

Project Net Capacity

Classrooms, Classroom Service (Room Use Code 100s)

Summary	Net ASF	ASF per 100 WSCH	Capacity WSCH
Classroom Space	0	0.0	0

















Laboratories & Laboratory Service Area (Room Use Codes 210, 215, 220, 225, 230, 235, 255)

TOP Code	Primary Effect			Secondary Effect		
	Net ASF	ASF per 100 WSCH	Capacity WSCH	Net ASF	ASF per 100 WSCH	Capacity WSCH
-						
Summary	Net ASF			Capacity WSCH		
Lab Space	0			0		

Office & Office Service Areas (Room Use Code 300s)

Summary	Net ASF	ASF per FTE	Capacity FTE
Office Space	0	0.0	0.00

Disability Access Information
Call 650.949.7017

-  Elevator
-  Service Elevator
-  Accessible Parking
-  Accessible Ramp
-  Accessible Pathway
-  Accessible Bus Stop
-  Police
-  Restroom
-  All-Gender Restroom
-  Food Services
-  Health Services
-  Automated External Defibrillator (AED)
-  Bicycle Parking
-  Motorcycle Parking
-  60-Minute Visitor Parking
-  Designated Smoking Area



FUSION
Space Inventory

Foothill-DeAnza Community College District
Report 17 Certification

Certification of Inventory for Fiscal Year: 2025 - 2026

Campus Name: **Foothill College**
Certified ASF: **409,874**
Certified OGSF: **622,348**

District Approval

Christopher F. Dela Rosa
Christopher F., Dela Rosa (Feb 24, 2026 08:59:57 PST)

Authorized Signature

Date

Printed Name

State Approval

Chay Yang
Chay Yang (Feb 28, 2026 16:53:54 PST)

Authorized Signature

Date

Included:

(2) Signed Copies of Report 17 Certification Sheet if the submission was not certified and submitted electronically by the CBO.

FUSION

Campus Capacity/Load Ratios

Planning

Foothill-DeAnza Community College District (420)

Foothill College (422)

Campus Lecture Capacity/Load Ratio

No. Project	Lect ASF	WSCH	Occupancy	2027-28	2028-29	2029-30	2030-31	2031-32	2032-33	2033-34
23 Physical Education Complex Renovation										
	-577	-914	2027-28	115,706						
Foothill College				338%						
Lecture Summary / Totals				2027-28	2028-29	2029-30	2030-31	2031-32	2032-33	2033-34
Lecture ASF	Actual*/Projected WSCH			34,245	34,258	34,270	34,282	34,294	34,306	34,318
73,587	Cumulative Capacity			116,620	115,706	115,706	115,706	115,706	115,706	115,706
	Capacity/Load Ratio			341%	338%	338%	338%	337%	337%	337%

FUSION

Campus Capacity/Load Ratios

Planning

Foothill-DeAnza Community College District (420)

Foothill College (422)

Campus Office Capacity/Load Ratio

No. Project	Off ASF	FTE	Occupancy	2027-28	2028-29	2029-30	2030-31	2031-32	2032-33	2033-34
23 Physical Education Complex Renovation										
	-298	-2	2027-28	399						
Foothill College				127%						
Office Summary / Totals				2027-28	2028-29	2029-30	2030-31	2031-32	2032-33	2033-34
Office ASF	Actual*/Projected FTE			313	317	321	325	329	333	337
70,103	Cumulative Capacity			401	399	399	399	399	399	399
	Capacity/Load Ratio			128%	126%	124%	123%	121%	120%	118%

FUSION

Campus Capacity/Load Ratios

Planning

Foothill-DeAnza Community College District (420)

Foothill College (422)

Campus Library Capacity/Load Ratio

No. Project	Lib ASF	Occupancy	2027-28	2028-29	2029-30	2030-31	2031-32	2032-33	2033-34
-------------	---------	-----------	---------	---------	---------	---------	---------	---------	---------

Library Summary / Totals		2027-28	2028-29	2029-30	2030-31	2031-32	2032-33	2033-34
Library ASF	Actual*/Projected ASF	32,202	32,210	32,219	32,228	32,237	32,246	32,255
29,501	Cumulative Capacity	29,501	29,501	29,501	29,501	29,501	29,501	29,501
	Capacity/Load Ratio	92%	92%	92%	92%	92%	91%	91%

FUSION**Load Distribution & Staff Forecast**

Planning

Foothill-DeAnza Community College District (420)**Foothill College (422)****Campus Load Distribution**

	Instructional Staff FTE	Total Campus WSCH	Off-Campus WSCH	On-Campus WSCH	P.E. Laboratory WSCH	On-Campus Lecture WSCH	On-Campus Laboratory
Actual Fall							
2024	298	112,965	75,641	37,324	2,284	30,673	4,367
2025	305	116,944	63,208	53,736	854	35,138	17,743
Forecast							
2026	309	114,493	61,826	52,667	1,053	34,233	17,380
2027	313	114,533	61,848	52,685	1,054	34,245	17,386
2028	317	114,574	61,870	52,704	1,054	34,258	17,392
2029	321	114,614	61,892	52,722	1,054	34,270	17,398
2030	325	114,655	61,914	52,741	1,055	34,282	17,405
2031	329	114,696	61,936	52,760	1,055	34,294	17,411
2032	333	114,736	61,957	52,779	1,056	34,306	17,417

FUSION

Load Distribution & Staff Forecast

Planning

Foothill-DeAnza Community College District (420) Foothill College (422)

FTE Instruction Staff Worksheet - Fall 2026

College Instructional Staff, Fall Term. Included are all certificated staff for day, extended day, and adult education except those whose office is located off-campus.

Staff Type (a)	Total Certificated Instructional and Statutory Staff FTE (b)	Non-Instructional Portion of FTE (c)	Net Total Instructional and Statutory Staff FTE (b-c)
Instructor	246	0	246
Counselor Include certified special program coordinators, economic opportunity program, coordinators, statutory and Title 5 required staff, et. al.	27	0	27
Department Administrator	65	0	65
Librarian Include certificated director of audio/visual, et. al.	8	8	0
Institutional Administrator Include certificated persons with responsibilities covering the entire institution, such as Superintendent, Assistant Superintendent, President, Dean of Instruction, Director of Data Processing, et. al.	4	4	0
Projected 2026 Totals	350	12	338

Column (b) is the total number of Column (a) distributed to categories

Column (c) is the fraction of time express as Full-Time Equivalentents devoted to noninstructional work.

Counselors, department administrators, and statutorily required staff are counted as if they had no noninstructional duties.

FUSION

Load Distribution & Staff Forecast

Planning

Foothill-DeAnza Community College District (420)

Foothill College (422)

FTE Instruction Staff Worksheet - Fall 2027

College Instructional Staff, Fall Term. Included are all certificated staff for day, extended day, and adult education except those whose office is located off-campus.

Staff Type (a)	Total Certificated Instructional and Statutory Staff FTE (b)	Non-Instructional Portion of FTE (c)	Net Total Instructional and Statutory Staff FTE (b-c)
Instructor	249	0	249
Counselor Include certified special program coordinators, economic opportunity program, coordinators, statutory and Title 5 required staff, et. al.	27	0	27
Department Administrator	65	0	65
Librarian Include certificated director of audio/visual, et. al.	8	8	0
Institutional Administrator Include certificated persons with responsibilities covering the entire institution, such as Superintendent, Assistant Superintendent, President, Dean of Instruction, Director of Data Processing, et. al.	4	4	0
Projected 2027 Totals	353	12	341

Column (b) is the total number of Column (a) distributed to categories

Column (c) is the fraction of time express as Full-Time Equivalentents devoted to noninstructional work.

Counselors, department administrators, and statutorily required staff are counted as if they had no noninstructional duties.

FUSION

Load Distribution & Staff Forecast

Planning

Foothill-DeAnza Community College District (420) Foothill College (422)

FTE Instruction Staff Worksheet - Fall 2028

College Instructional Staff, Fall Term. Included are all certificated staff for day, extended day, and adult education except those whose office is located off-campus.

Staff Type (a)	Total Certificated Instructional and Statutory Staff FTE (b)	Non-Instructional Portion of FTE (c)	Net Total Instructional and Statutory Staff FTE (b-c)
Instructor	252	0	252
Counselor Include certified special program coordinators, economic opportunity program, coordinators, statutory and Title 5 required staff, et. al.	27	0	27
Department Administrator	65	0	65
Librarian Include certificated director of audio/visual, et. al.	8	8	0
Institutional Administrator Include certificated persons with responsibilities covering the entire institution, such as Superintendent, Assistant Superintendent, President, Dean of Instruction, Director of Data Processing, et. al.	4	4	0
Projected 2028 Totals	356	12	344

Column (b) is the total number of Column (a) distributed to categories

Column (c) is the fraction of time express as Full-Time Equivalentents devoted to noninstructional work.

Counselors, department administrators, and statutorily required staff are counted as if they had no noninstructional duties.

FUSION

Load Distribution & Staff Forecast

Planning

Foothill-DeAnza Community College District (420) Foothill College (422)

FTE Instruction Staff Worksheet - Fall 2029

College Instructional Staff, Fall Term. Included are all certificated staff for day, extended day, and adult education except those whose office is located off-campus.

Staff Type (a)	Total Certificated Instructional and Statutory Staff FTE (b)	Non-Instructional Portion of FTE (c)	Net Total Instructional and Statutory Staff FTE (b-c)
Instructor	255	0	255
Counselor Include certified special program coordinators, economic opportunity program, coordinators, statutory and Title 5 required staff, et. al.	27	0	27
Department Administrator	65	0	65
Librarian Include certificated director of audio/visual, et. al.	8	8	0
Institutional Administrator Include certificated persons with responsibilities covering the entire institution, such as Superintendent, Assistant Superintendent, President, Dean of Instruction, Director of Data Processing, et. al.	4	4	0
Projected 2029 Totals	359	12	347

Column (b) is the total number of Column (a) distributed to categories

Column (c) is the fraction of time express as Full-Time Equivalentents devoted to noninstructional work.

Counselors, department administrators, and statutorily required staff are counted as if they had no noninstructional duties.

FUSION

Load Distribution & Staff Forecast

Planning

Foothill-DeAnza Community College District (420) Foothill College (422)

FTE Instruction Staff Worksheet - Fall 2030

College Instructional Staff, Fall Term. Included are all certificated staff for day, extended day, and adult education except those whose office is located off-campus.

Staff Type (a)	Total Certificated Instructional and Statutory Staff FTE (b)	Non-Instructional Portion of FTE (c)	Net Total Instructional and Statutory Staff FTE (b-c)
Instructor	258	0	258
Counselor Include certified special program coordinators, economic opportunity program, coordinators, statutory and Title 5 required staff, et. al.	27	0	27
Department Administrator	65	0	65
Librarian Include certificated director of audio/visual, et. al.	8	8	0
Institutional Administrator Include certificated persons with responsibilities covering the entire institution, such as Superintendent, Assistant Superintendent, President, Dean of Instruction, Director of Data Processing, et. al.	4	4	0
Projected 2030 Totals	362	12	350

Column (b) is the total number of Column (a) distributed to categories

Column (c) is the fraction of time express as Full-Time Equivalentents devoted to noninstructional work.

Counselors, department administrators, and statutorily required staff are counted as if they had no noninstructional duties.

FUSION

Load Distribution & Staff Forecast

Planning

Foothill-DeAnza Community College District (420) Foothill College (422)

FTE Instruction Staff Worksheet - Fall 2031

College Instructional Staff, Fall Term. Included are all certificated staff for day, extended day, and adult education except those whose office is located off-campus.

Staff Type (a)	Total Certificated Instructional and Statutory Staff FTE (b)	Non-Instructional Portion of FTE (c)	Net Total Instructional and Statutory Staff FTE (b-c)
Instructor	261	0	261
Counselor Include certified special program coordinators, economic opportunity program, coordinators, statutory and Title 5 required staff, et. al.	27	0	27
Department Administrator	65	0	65
Librarian Include certificated director of audio/visual, et. al.	8	8	0
Institutional Administrator Include certificated persons with responsibilities covering the entire institution, such as Superintendent, Assistant Superintendent, President, Dean of Instruction, Director of Data Processing, et. al.	4	4	0
Projected 2031 Totals	365	12	353

Column (b) is the total number of Column (a) distributed to categories

Column (c) is the fraction of time express as Full-Time Equivalentents devoted to noninstructional work.

Counselors, department administrators, and statutorily required staff are counted as if they had no noninstructional duties.

FUSION

Load Distribution & Staff Forecast

Planning

Foothill-DeAnza Community College District (420)

Foothill College (422)

FTE Instruction Staff Worksheet - Fall 2032

College Instructional Staff, Fall Term. Included are all certificated staff for day, extended day, and adult education except those whose office is located off-campus.

Staff Type (a)	Total Certificated Instructional and Statutory Staff FTE (b)	Non-Instructional Portion of FTE (c)	Net Total Instructional and Statutory Staff FTE (b-c)
Instructor	264	0	264
Counselor Include certified special program coordinators, economic opportunity program, coordinators, statutory and Title 5 required staff, et. al.	27	0	27
Department Administrator	65	0	65
Librarian Include certificated director of audio/visual, et. al.	8	8	0
Institutional Administrator Include certificated persons with responsibilities covering the entire institution, such as Superintendent, Assistant Superintendent, President, Dean of Instruction, Director of Data Processing, et. al.	4	4	0
Projected 2032 Totals	368	12	356

Column (b) is the total number of Column (a) distributed to categories

Column (c) is the fraction of time express as Full-Time Equivalentents devoted to noninstructional work.

Counselors, department administrators, and statutorily required staff are counted as if they had no noninstructional duties.

FUSION

Cumulative Sum of Existing & Proposed Space (2027-2033)

Planning

Foothill-DeAnza Community College District (420)
Foothill College (422)

Priority & Year of Occupancy (a)	Classroom 100's (b)	Laboratory 200's (c)	Office 300's (d)	Library 400's (e)	AV Radio TV 530-535 (f)	P.E. 520-525 (g)	Assembly 610 & 615 (h)	Inactive 050-070 (i)	All Other Areas (j)	Total ASF (k)
Total ASF	73,587	108,039	70,103	29,501	3,050	56,815	22,137	3,207	43,435	409,874
23	2027	Physical Education Complex Renovation								
	-577	0	-298	0	650	332	0	0	14	121
	73,010	108,039	69,805	29,501	3,700	57,147	22,137	3,207	43,449	409,995
Total Existing and Proposed Space	73,010	108,039	69,805	29,501	3,700	57,147	22,137	3,207	43,449	409,995

FUSION

Capacity of Net Existing On-Campus ASF

Planning

Foothill-DeAnza Community College District (420)

Foothill College (422)

Classrooms, Classroom Service (Room Use Code 100s)

Summary	Total Net ASF	ASF per 100 WSCH	Total Capacity WSCH
Classroom Space	73,587	63.1	116,620

Laboratories & Laboratory Service Area (Room Use Codes 210, 215, 220, 225, 230, 235, 255)

TOP Code	Net ASF	ASF per 100 WSCH	Capacity WSCH
0102 - Animal Science	4,134	492.0	840
0109 - Horticulture	5,544	492.0	1,127
0401 - Biology, General	10,278	235.0	4,374
0403 - Microbiology	1,525	235.0	649
0410 - Anatomy and Physiology	1,526	235.0	649
0430 - Biotechnology and Biomedical Technology	2,773	235.0	1,180
0604 - Radio and Television	1,825	214.0	853
0701 - Information Technology, General	6,546	171.0	3,828
0924 - Engineering Technology, General (req. Trigonometry)	1,249	321.0	389
0945 - Industrial Systems Technology and Maintenance	494	556.0	89
1002 - Art (Painting, Drawing and Sculpture)	6,042	257.0	2,351
1004 - Music	10,441	257.0	4,063
1011 - Photography	3,059	257.0	1,190
1030 - Graphic Arts and Design	1,829	257.0	712
1201 - Health Occupations, General	778	214.0	364
1210 - Respiratory Care/Therapy	1,593	214.0	744
1225 - Radiologic Technology	1,025	214.0	479
1240 - Dental Occupations	2,728	214.0	1,275
1502 - Language Arts	1,339	150.0	893
1901 - Physical Sciences, General	9,165	257.0	3,566
1902 - Physics, General	4,746	257.0	1,847
1905 - Chemistry, General	13,531	257.0	5,265
1911 - Astronomy	732	257.0	285
2202 - Anthropology	2,135	150.0	1,423
4930 - General Studies	13,002	257.0	5,059
Summary	Total Net ASF	ASF per 100 WSCH	Total Capacity WSCH
Lab Space	108,039	248.4	43,493

Office & Office Service Areas (Room Use Code 300s)

Summary	Total Net ASF	ASF per FTE	Total Capacity FTE
Office Space	70,103	175.0	401

FUSION

Project Intent & Scope

Planning

Foothill-DeAnza Community College District (420)
Foothill College (422)

District Priority & Project: **1 Swing Space**

Project Type: New

Total Estimated Cost: \$1,376,600

Anticipated Source(s) of Funds: Non-State

Type of Construction:

Seismic Retrofit:

If Existing - Age:

If Existing - Condition:

Anticipated Time Schedule

	Land Acquisition	Preliminary Plans	Working Drawings	Construction	Equipment	Occupancy
Year	0	2022	2023	2024	2024	2030-31
Estimated Cost	\$0	\$55,064	\$82,596	\$1,101,280	\$137,660	

Explain why this project is needed:

Provide temporary space for students and staff displaced by construction; to be allocated out by project. Furniture, fixtures and equipment are not included.

FUSION

Project Intent & Scope

Planning

Foothill-DeAnza Community College District (420) Foothill College (422)

District Priority & Project: **1 Swing Space**

Outline of Project Space - Buildings and Remodelings

	Classroom 100s	Laboratory 210-255	Office 300s	Library 400s	AV/TV 530-535	All Other	Total ASF
Project Primary	0	0	0	0	0	0	0
Project Secondary	0	0	0	0	0	0	0
Project Net ASF	0	0	0	0	0	0	0

Project Net Capacity

Classrooms, Classroom Service (Room Use Code 100s)

Summary	Net ASF	ASF per 100 WSCH	Capacity WSCH
Classroom Space	0	0.0	0

Laboratories & Laboratory Service Area (Room Use Codes 210, 215, 220, 225, 230, 235, 255)

TOP Code	Primary Effect			Secondary Effect		
	Net ASF	ASF per 100 WSCH	Capacity WSCH	Net ASF	ASF per 100 WSCH	Capacity WSCH
-						
Summary	Net ASF			Capacity WSCH		
Lab Space	0			0		

Office & Office Service Areas (Room Use Code 300s)

Summary	Net ASF	ASF per FTE	Capacity FTE
Office Space	0	0.0	0.00

FUSION

Project Intent & Scope

Planning

Foothill-DeAnza Community College District (420) Foothill College (422)

District Priority & Project: **2 Modernize and Expand Student Success Center**

Project Type: Reconstruction

Total Estimated Cost: \$2,753,300

Anticipated Source(s) of Funds: Non-State

Type of Construction:

Seismic Retrofit:

If Existing - Age:

If Existing - Condition:

Anticipated Time Schedule

	Land Acquisition	Preliminary Plans	Working Drawings	Construction	Equipment	Occupancy
Year	0	2028	2029	2030	2030	2032-33
Estimated Cost	\$0	\$110,132	\$165,198	\$2,202,640	\$275,330	

Explain why this project is needed:

Renovate and expand the Teaching and Learning Center (TLC) and Science, Technology, Engineering and Mathematics (STEM) buildings to improve facilities and student services. Includes furniture, fixtures and equipment.

FUSION

Project Intent & Scope

Planning

Foothill-DeAnza Community College District (420) Foothill College (422)

District Priority & Project: **2 Modernize and Expand Student Success Center**

Outline of Project Space - Buildings and Remodelings

	Classroom 100s	Laboratory 210-255	Office 300s	Library 400s	AV/TV 530-535	All Other	Total ASF
Project Primary	0	0	0	0	0	0	0
Project Secondary	0	0	0	0	0	0	0
Project Net ASF	0	0	0	0	0	0	0

Project Net Capacity

Classrooms, Classroom Service (Room Use Code 100s)

Summary	Net ASF	ASF per 100 WSCH	Capacity WSCH
Classroom Space	0	0.0	0

Laboratories & Laboratory Service Area (Room Use Codes 210, 215, 220, 225, 230, 235, 255)

TOP Code	Primary Effect			Secondary Effect		
	Net ASF	ASF per 100 WSCH	Capacity WSCH	Net ASF	ASF per 100 WSCH	Capacity WSCH
-						
Summary	Net ASF			Capacity WSCH		
Lab Space				0		0

Office & Office Service Areas (Room Use Code 300s)

Summary	Net ASF	ASF per FTE	Capacity FTE
Office Space	0	0.0	0.00

FUSION

Project Intent & Scope

Planning

Foothill-DeAnza Community College District (420) Foothill College (422)

District Priority & Project: **3 Lighting Improvements Campus-Wide**

Project Type: Infrastructure

Total Estimated Cost: \$2,753,300

Anticipated Source(s) of Funds: Non-State

Type of Construction:

Seismic Retrofit:

If Existing - Age:

If Existing - Condition:

Anticipated Time Schedule

	Land Acquisition	Preliminary Plans	Working Drawings	Construction	Equipment	Occupancy
Year	0	2025	2025	2026	2026	2026-27
Estimated Cost	\$0	\$90,000	\$87,200	\$2,548,700	\$27,400	

Explain why this project is needed:

Campus-wide lighting improvements for safety and energy efficiency. Includes electrical and infrastructure upgrades.

FUSION

Project Intent & Scope

Planning

Foothill-DeAnza Community College District (420)

Foothill College (422)

District Priority & Project: **3 Lighting Improvements Campus-Wide**

Outline of Project Space - Buildings and Remodelings

	Classroom 100s	Laboratory 210-255	Office 300s	Library 400s	AV/TV 530-535	All Other	Total ASF
Project Primary	0	0	0	0	0	0	0
Project Secondary	0	0	0	0	0	0	0
Project Net ASF	0	0	0	0	0	0	0

Project Net Capacity

Classrooms, Classroom Service (Room Use Code 100s)

Summary	Net ASF	ASF per 100 WSCH	Capacity WSCH
Classroom Space	0	0.0	0

Laboratories & Laboratory Service Area (Room Use Codes 210, 215, 220, 225, 230, 235, 255)

TOP Code	Primary Effect			Secondary Effect		
	Net ASF	ASF per 100 WSCH	Capacity WSCH	Net ASF	ASF per 100 WSCH	Capacity WSCH
-						
Summary	Net ASF			Capacity WSCH		
Lab Space				0		0

Office & Office Service Areas (Room Use Code 300s)

Summary	Net ASF	ASF per FTE	Capacity FTE
Office Space	0	0.0	0.00

FUSION

Project Intent & Scope

Planning

Foothill-DeAnza Community College District (420)

Foothill College (422)

District Priority & Project: **6 Site Improvements, Site Access, Signage and Wayfinding**

Project Type: Site Aquisition

Total Estimated Cost: \$11,831,400

Anticipated Source(s) of Funds: Non-State

Type of Construction:

Seismic Retrofit:

If Existing - Age:

If Existing - Condition:

Anticipated Time Schedule

	Land Acquisition	Preliminary Plans	Working Drawings	Construction	Equipment	Occupancy
Year	0	2025	2026	2027	2027	2027-28
Estimated Cost	\$0	\$285,812	\$500,000	\$11,045,588	\$0	

Explain why this project is needed:

Campus-wide interior pathways and walkways improvements for accessibility compliance (ADA). Site access, signage and wayfinding improvements campus-wide to improve building identification, and pedestrian and vehicle traffic flow. Includes improvements from the lower campus buildings to upper campus facilities.

FUSION

Project Intent & Scope

Planning

Foothill-DeAnza Community College District (420)

Foothill College (422)

District Priority & Project: **6 Site Improvements, Site Access, Signage and Wayfinding**

Outline of Project Space - Buildings and Remodelings

	Classroom 100s	Laboratory 210-255	Office 300s	Library 400s	AV/TV 530-535	All Other	Total ASF
Project Primary	0	0	0	0	0	0	0
Project Secondary	0	0	0	0	0	0	0
Project Net ASF	0	0	0	0	0	0	0

Project Net Capacity

Classrooms, Classroom Service (Room Use Code 100s)

Summary	Net ASF	ASF per 100 WSCH	Capacity WSCH
Classroom Space	0	0.0	0

Laboratories & Laboratory Service Area (Room Use Codes 210, 215, 220, 225, 230, 235, 255)

TOP Code	Primary Effect			Secondary Effect		
	Net ASF	ASF per 100 WSCH	Capacity WSCH	Net ASF	ASF per 100 WSCH	Capacity WSCH
-						
Summary	Net ASF			Capacity WSCH		
Lab Space	0			0		

Office & Office Service Areas (Room Use Code 300s)

Summary	Net ASF	ASF per FTE	Capacity FTE
Office Space	0	0.0	0.00

FUSION

Project Intent & Scope

Planning

Foothill-DeAnza Community College District (420)

Foothill College (422)

District Priority & Project: **7 Upgrade Building Management System Campus-Wide**

Project Type: Infrastructure

Total Estimated Cost: \$2,064,900

Anticipated Source(s) of Funds: Non-State

Type of Construction:

Seismic Retrofit:

If Existing - Age:

If Existing - Condition:

Anticipated Time Schedule

	Land Acquisition	Preliminary Plans	Working Drawings	Construction	Equipment	Occupancy
Year	0	2025	2025	2026	2026	2028-29
Estimated Cost	\$0	\$82,596	\$123,894	\$1,858,410	\$0	

Explain why this project is needed:

Replace, upgrade and add building management system components campus-wide to meet energy efficiency measures. Includes software, infrastructure, distribution and system components and controls for lighting, heating, ventilation, air conditioning, etc.

FUSION

Project Intent & Scope

Planning

Foothill-DeAnza Community College District (420)

Foothill College (422)

District Priority & Project: **7 Upgrade Building Management System Campus-Wide**

Outline of Project Space - Buildings and Remodelings

	Classroom 100s	Laboratory 210-255	Office 300s	Library 400s	AV/TV 530-535	All Other	Total ASF
Project Primary	0	0	0	0	0	0	0
Project Secondary	0	0	0	0	0	0	0
Project Net ASF	0	0	0	0	0	0	0

Project Net Capacity

Classrooms, Classroom Service (Room Use Code 100s)

Summary	Net ASF	ASF per 100 WSCH	Capacity WSCH
Classroom Space	0	0.0	0

Laboratories & Laboratory Service Area (Room Use Codes 210, 215, 220, 225, 230, 235, 255)

TOP Code	Primary Effect			Secondary Effect		
	Net ASF	ASF per 100 WSCH	Capacity WSCH	Net ASF	ASF per 100 WSCH	Capacity WSCH
-						
Summary	Net ASF			Capacity WSCH		
Lab Space				0		0

Office & Office Service Areas (Room Use Code 300s)

Summary	Net ASF	ASF per FTE	Capacity FTE
Office Space	0	0.0	0.00

FUSION

Project Intent & Scope

Planning

Foothill-DeAnza Community College District (420)
Foothill College (422)

District Priority & Project: **18 Heating, Ventilation and Air Conditioning Infrastructure Improvements**

Project Type: Infrastructure
 Total Estimated Cost: \$61,948,700
 Anticipated Source(s) of Funds: Non-State
 Type of Construction:
 Seismic Retrofit:
 If Existing - Age:
 If Existing - Condition:

Anticipated Time Schedule

	Land Acquisition	Preliminary Plans	Working Drawings	Construction	Equipment	Occupancy
Year	0	2026	2026	2028	2028	2030-31
Estimated Cost	\$0	\$2,477,948	\$3,716,922	\$55,753,830	\$0	

Explain why this project is needed:

Replacement of heating, ventilation and air conditioning (HVAC) systems and equipment, includes building management, electrical systems, physical plant operation renovations and replacement of original piping and utility components campus-wide to meet current interior environmental and energy efficiency standards.

FUSION

Project Intent & Scope

Planning

Foothill-DeAnza Community College District (420)

Foothill College (422)

District Priority & Project: **18 Heating, Ventilation and Air Conditioning Infrastructure Improvements**

Outline of Project Space - Buildings and Remodelings

	Classroom 100s	Laboratory 210-255	Office 300s	Library 400s	AV/TV 530-535	All Other	Total ASF
Project Primary	0	0	0	0	0	0	0
Project Secondary	0	0	0	0	0	0	0
Project Net ASF	0	0	0	0	0	0	0

Project Net Capacity

Classrooms, Classroom Service (Room Use Code 100s)

Summary	Net ASF	ASF per 100 WSCH	Capacity WSCH
Classroom Space	0	0.0	0

Laboratories & Laboratory Service Area (Room Use Codes 210, 215, 220, 225, 230, 235, 255)

TOP Code	Primary Effect			Secondary Effect		
	Net ASF	ASF per 100 WSCH	Capacity WSCH	Net ASF	ASF per 100 WSCH	Capacity WSCH
-						
Summary	Net ASF			Capacity WSCH		
Lab Space				0		0

Office & Office Service Areas (Room Use Code 300s)

Summary	Net ASF	ASF per FTE	Capacity FTE
Office Space	0	0.0	0.00

FUSION

Project Intent & Scope

Planning

Foothill-DeAnza Community College District (420)

Foothill College (422)

District Priority & Project: **23 Physical Education Complex Renovation**

Project Type: Reconstruction

Total Estimated Cost: \$35,233,570

Anticipated Source(s) of Funds: Non-State

Type of Construction:

Seismic Retrofit:

If Existing - Age:

If Existing - Condition:

Anticipated Time Schedule

	Land Acquisition	Preliminary Plans	Working Drawings	Construction	Equipment	Occupancy
Year	0	2024	2024	2026	2026	2027-28
Estimated Cost	\$0	\$1,500,893	\$1,500,001	\$31,982,676	\$250,000	

Explain why this project is needed:

The PE Complex made up of buildings 2500, 2600, 2700 and 2800 (State building #'s 37, 38, 39 and 40) on the Foothill College campus were constructed in 1961 and have had no major upgrades since then. The majority of the buildings have Facilities Condition Index's between 39% and 52% suggesting they are a prime candidate for renovation. Many of the buildings systems are dysfunctional and have out lived their useful lives. This project will renovate the aging buildings totaling 67,445 GSF. The project will renovate 526 in Lecture space, 49,480 ASF in Physical Education space, 650 in AVTV space, and 3,027 ASF in Office space.

FUSION

Project Intent & Scope

Planning

Foothill-DeAnza Community College District (420) Foothill College (422)

District Priority & Project: **23 Physical Education Complex Renovation**

Outline of Project Space - Buildings and Remodelings

	Classroom 100s	Laboratory 210-255	Office 300s	Library 400s	AV/TV 530-535	All Other	Total ASF
Project Primary	526	0	3,027	0	650	49,480	53,683
Project Secondary	-1,103	0	-3,325	0	0	-49,134	-53,562
Project Net ASF	-577	0	-298	0	650	346	121

Project Net Capacity

Classrooms, Classroom Service (Room Use Code 100s)

Summary	Net ASF	ASF per 100 WSCH	Capacity WSCH
Classroom Space	-577	63.1	-914

Laboratories & Laboratory Service Area (Room Use Codes 210, 215, 220, 225, 230, 235, 255)

TOP Code	Primary Effect			Secondary Effect		
	Net ASF	ASF per 100 WSCH	Capacity WSCH	Net ASF	ASF per 100 WSCH	Capacity WSCH
-						
Summary	Net ASF			Capacity WSCH		
Lab Space			0			0

Office & Office Service Areas (Room Use Code 300s)

Summary	Net ASF	ASF per FTE	Capacity FTE
Office Space	-298	175.0	-1.70



Swimming Pool |
Foothill College
Temporarily closed

Perimeter Rd

Perimeter Rd

Perimeter Rd

Perimeter Rd

Perimeter Rd

Perimeter Rd

Campus Center

Library | Foothill College

Foothill College

Smithwick Theatre

KJ's Café A la
Carte Espresso Bar

Admissions & Records

Lohman Theatre

Public parking Foothills

Native Hill (California
Native Habitat Garden)

Parking Lot 5 |
Foothill College

bamboo garden

ChargePoint

5991

5911

5921

8500-8700

FUSION
Space Inventory

Foothill-DeAnza Community College District
Report 17 Certification

Certification of Inventory for Fiscal Year: 2025 - 2026

Campus Name: **Foothill-De Anza Central Offices***
Certified ASF: **63,674**
Certified OGSF: **95,289**

District Approval

Christopher F. Dela Rosa
Christopher F., Dela Rosa (Feb 24, 2026 08:59:57 PST)

Authorized Signature

Date

Printed Name

State Approval

Chay Yang
Chay Yang (Feb 28, 2026 16:53:54 PST)

Authorized Signature

Date

Included:

(2) Signed Copies of Report 17 Certification Sheet if the submission was not certified and submitted electronically by the CBO.

FUSION

Campus Capacity/Load Ratios

Planning

Foothill-DeAnza Community College District (420)

Foothill-De Anza Central Offices* (423)

Campus Library Capacity/Load Ratio

No. Project	Lib ASF	Occupancy	2027-28	2028-29	2029-30	2030-31	2031-32	2032-33	2033-34
-------------	---------	-----------	---------	---------	---------	---------	---------	---------	---------

Library Summary / Totals		2027-28	2028-29	2029-30	2030-31	2031-32	2032-33	2033-34
Library ASF	Actual*/Projected ASF	0	0	0	0	0	0	0
0	Cumulative Capacity	0	0	0	0	0	0	0
	Capacity/Load Ratio							

FUSION

Campus Capacity/Load Ratios

Planning

Foothill-DeAnza Community College District (420)

Foothill-De Anza Central Offices* (423)

Campus AV/TV Capacity/Load Ratio

No. Project	AV/TV ASF Occupancy	2027-28	2028-29	2029-30	2030-31	2031-32	2032-33	2033-34
-------------	---------------------	---------	---------	---------	---------	---------	---------	---------

AV/TV Summary / Totals		2027-28	2028-29	2029-30	2030-31	2031-32	2032-33	2033-34
AV/TV ASF	Actual*/Projected ASF	0	0	0	0	0	0	0
855	Cumulative Capacity	855	855	855	855	855	855	855
	Capacity/Load Ratio							

FUSION

Load Distribution & Staff Forecast

Planning

Foothill-DeAnza Community College District (420)

Foothill-De Anza Central Offices* (423)

Campus Load Distribution

	Instructional Staff FTE	Total Campus WSCH	Off-Campus WSCH	On-Campus WSCH	P.E. Laboratory WSCH	On-Campus Lecture WSCH	On-Campus Laboratory
Actual Fall							
2024	0	0	0	0	0	0	0
2025	0	0	0	0	0	0	0
Forecast							
2026	0	0	0	0	0	0	0
2027	0	0	0	0	0	0	0
2028	0	0	0	0	0	0	0
2029	0	0	0	0	0	0	0
2030	0	0	0	0	0	0	0
2031	0	0	0	0	0	0	0
2032	0	0	0	0	0	0	0

FUSION

Load Distribution & Staff Forecast

Planning

Foothill-DeAnza Community College District (420) Foothill-De Anza Central Offices* (423)

FTE Instruction Staff Worksheet - Fall 2026

College Instructional Staff, Fall Term. Included are all certificated staff for day, extended day, and adult education except those whose office is located off-campus.

Staff Type (a)	Total Certificated Instructional and Statutory Staff FTE (b)	Non-Instructional Portion of FTE (c)	Net Total Instructional and Statutory Staff FTE (b-c)
Instructor	0	0	0
Counselor Include certified special program coordinators, economic opportunity program, coordinators, statutory and Title 5 required staff, et. al.	0	0	0
Department Administrator	0	0	0
Librarian Include certificated director of audio/visual, et. al.	0	0	0
Institutional Administrator Include certificated persons with responsibilities covering the entire institution, such as Superintendent, Assistant Superintendent, President, Dean of Instruction, Director of Data Processing, et. al.	0	0	0
Projected 2026 Totals	0	0	0

Column (b) is the total number of Column (a) distributed to categories

Column (c) is the fraction of time express as Full-Time Equivalentents devoted to noninstructional work.

Counselors, department administrators, and statutorily required staff are counted as if they had no noninstructional duties.

FUSION

Load Distribution & Staff Forecast

Planning

Foothill-DeAnza Community College District (420) Foothill-De Anza Central Offices* (423)

FTE Instruction Staff Worksheet - Fall 2027

College Instructional Staff, Fall Term. Included are all certificated staff for day, extended day, and adult education except those whose office is located off-campus.

Staff Type (a)	Total Certificated Instructional and Statutory Staff FTE (b)	Non-Instructional Portion of FTE (c)	Net Total Instructional and Statutory Staff FTE (b-c)
Instructor	0	0	0
Counselor Include certified special program coordinators, economic opportunity program, coordinators, statutory and Title 5 required staff, et. al.	0	0	0
Department Administrator	0	0	0
Librarian Include certificated director of audio/visual, et. al.	0	0	0
Institutional Administrator Include certificated persons with responsibilities covering the entire institution, such as Superintendent, Assistant Superintendent, President, Dean of Instruction, Director of Data Processing, et. al.	0	0	0
Projected 2027 Totals	0	0	0

Column (b) is the total number of Column (a) distributed to categories

Column (c) is the fraction of time express as Full-Time Equivalentents devoted to noninstructional work.

Counselors, department administrators, and statutorily required staff are counted as if they had no noninstructional duties.

FUSION

Load Distribution & Staff Forecast

Planning

Foothill-DeAnza Community College District (420) Foothill-De Anza Central Offices* (423)

FTE Instruction Staff Worksheet - Fall 2028

College Instructional Staff, Fall Term. Included are all certificated staff for day, extended day, and adult education except those whose office is located off-campus.

Staff Type (a)	Total Certificated Instructional and Statutory Staff FTE (b)	Non-Instructional Portion of FTE (c)	Net Total Instructional and Statutory Staff FTE (b-c)
Instructor	0	0	0
Counselor Include certified special program coordinators, economic opportunity program, coordinators, statutory and Title 5 required staff, et. al.	0	0	0
Department Administrator	0	0	0
Librarian Include certificated director of audio/visual, et. al.	0	0	0
Institutional Administrator Include certificated persons with responsibilities covering the entire institution, such as Superintendent, Assistant Superintendent, President, Dean of Instruction, Director of Data Processing, et. al.	0	0	0
Projected 2028 Totals	0	0	0

Column (b) is the total number of Column (a) distributed to categories

Column (c) is the fraction of time express as Full-Time Equivalentents devoted to noninstructional work.

Counselors, department administrators, and statutorily required staff are counted as if they had no noninstructional duties.

FUSION

Load Distribution & Staff Forecast

Planning

Foothill-DeAnza Community College District (420)

Foothill-De Anza Central Offices* (423)

FTE Instruction Staff Worksheet - Fall 2029

College Instructional Staff, Fall Term. Included are all certificated staff for day, extended day, and adult education except those whose office is located off-campus.

Staff Type (a)	Total Certificated Instructional and Statutory Staff FTE (b)	Non-Instructional Portion of FTE (c)	Net Total Instructional and Statutory Staff FTE (b-c)
Instructor	0	0	0
Counselor Include certified special program coordinators, economic opportunity program, coordinators, statutory and Title 5 required staff, et. al.	0	0	0
Department Administrator	0	0	0
Librarian Include certificated director of audio/visual, et. al.	0	0	0
Institutional Administrator Include certificated persons with responsibilities covering the entire institution, such as Superintendent, Assistant Superintendent, President, Dean of Instruction, Director of Data Processing, et. al.	0	0	0
Projected 2029 Totals	0	0	0

Column (b) is the total number of Column (a) distributed to categories

Column (c) is the fraction of time express as Full-Time Equivalentents devoted to noninstructional work.

Counselors, department administrators, and statutorily required staff are counted as if they had no noninstructional duties.

FUSION

Load Distribution & Staff Forecast

Planning

Foothill-DeAnza Community College District (420) Foothill-De Anza Central Offices* (423)

FTE Instruction Staff Worksheet - Fall 2030

College Instructional Staff, Fall Term. Included are all certificated staff for day, extended day, and adult education except those whose office is located off-campus.

Staff Type (a)	Total Certificated Instructional and Statutory Staff FTE (b)	Non-Instructional Portion of FTE (c)	Net Total Instructional and Statutory Staff FTE (b-c)
Instructor	0	0	0
Counselor Include certified special program coordinators, economic opportunity program, coordinators, statutory and Title 5 required staff, et. al.	0	0	0
Department Administrator	0	0	0
Librarian Include certificated director of audio/visual, et. al.	0	0	0
Institutional Administrator Include certificated persons with responsibilities covering the entire institution, such as Superintendent, Assistant Superintendent, President, Dean of Instruction, Director of Data Processing, et. al.	0	0	0
Projected 2030 Totals	0	0	0

Column (b) is the total number of Column (a) distributed to categories

Column (c) is the fraction of time express as Full-Time Equivalentents devoted to noninstructional work.

Counselors, department administrators, and statutorily required staff are counted as if they had no noninstructional duties.

FUSION

Load Distribution & Staff Forecast

Planning

Foothill-DeAnza Community College District (420) Foothill-De Anza Central Offices* (423)

FTE Instruction Staff Worksheet - Fall 2031

College Instructional Staff, Fall Term. Included are all certificated staff for day, extended day, and adult education except those whose office is located off-campus.

Staff Type (a)	Total Certificated Instructional and Statutory Staff FTE (b)	Non-Instructional Portion of FTE (c)	Net Total Instructional and Statutory Staff FTE (b-c)
Instructor	0	0	0
Counselor Include certified special program coordinators, economic opportunity program, coordinators, statutory and Title 5 required staff, et. al.	0	0	0
Department Administrator	0	0	0
Librarian Include certificated director of audio/visual, et. al.	0	0	0
Institutional Administrator Include certificated persons with responsibilities covering the entire institution, such as Superintendent, Assistant Superintendent, President, Dean of Instruction, Director of Data Processing, et. al.	0	0	0
Projected 2031 Totals	0	0	0

Column (b) is the total number of Column (a) distributed to categories

Column (c) is the fraction of time express as Full-Time Equivalentents devoted to noninstructional work.

Counselors, department administrators, and statutorily required staff are counted as if they had no noninstructional duties.

FUSION

Load Distribution & Staff Forecast

Planning

Foothill-DeAnza Community College District (420) Foothill-De Anza Central Offices* (423)

FTE Instruction Staff Worksheet - Fall 2032

College Instructional Staff, Fall Term. Included are all certificated staff for day, extended day, and adult education except those whose office is located off-campus.

Staff Type (a)	Total Certificated Instructional and Statutory Staff FTE (b)	Non-Instructional Portion of FTE (c)	Net Total Instructional and Statutory Staff FTE (b-c)
Instructor	0	0	0
Counselor Include certified special program coordinators, economic opportunity program, coordinators, statutory and Title 5 required staff, et. al.	0	0	0
Department Administrator	0	0	0
Librarian Include certificated director of audio/visual, et. al.	0	0	0
Institutional Administrator Include certificated persons with responsibilities covering the entire institution, such as Superintendent, Assistant Superintendent, President, Dean of Instruction, Director of Data Processing, et. al.	0	0	0
Projected 2032 Totals	0	0	0

Column (b) is the total number of Column (a) distributed to categories

Column (c) is the fraction of time express as Full-Time Equivalentents devoted to noninstructional work.

Counselors, department administrators, and statutorily required staff are counted as if they had no noninstructional duties.

FUSION

Cumulative Sum of Existing & Proposed Space (2027-2033)

Planning

Foothill-DeAnza Community College District (420)
Foothill-De Anza Central Offices* (423)

Priority & Year of Occupancy (a)	Classroom 100's (b)	Laboratory 200's (c)	Office 300's (d)	Library 400's (e)	AV Radio TV 530-535 (f)	P.E. 520-525 (g)	Assembly 610 & 615 (h)	Inactive 050-070 (i)	All Other Areas (j)	Total ASF (k)
Total ASF	0	0	31,788	0	855	0	0	6,795	30,189	69,627
30	2027	Renovate Affordable Student Housing								
		0	0	0	0	0	0	0	100,736	100,736
		0	0	31,788	0	855	0	0	6,795	130,925
4	2028	ETS Processing Center and Storage Facility								
		0	0	0	0	0	0	-842	842	0
		0	0	31,788	0	855	0	0	5,953	131,767
16	2029	Structural Upgrade at Griffin House								
		0	0	0	0	0	0	0	0	0
		0	0	31,788	0	855	0	0	5,953	131,767
Total Existing and Proposed Space										
		0	0	31,788	0	855	0	0	5,953	131,767

FUSION

Capacity of Net Existing On-Campus ASF

Planning

Foothill-DeAnza Community College District (420)

Foothill-De Anza Central Offices* (423)

Classrooms, Classroom Service (Room Use Code 100s)

Summary	Total Net ASF	ASF per 100 WSCH	Total Capacity WSCH
Classroom Space	0	0.0	0

Laboratories & Laboratory Service Area (Room Use Codes 210, 215, 220, 225, 230, 235, 255)

TOP Code	Net ASF	ASF per 100 WSCH	Capacity WSCH
-			
Summary	Total Net ASF	ASF per 100 WSCH	Total Capacity WSCH
Lab Space	0	0.0	0

Office & Office Service Areas (Room Use Code 300s)

Summary	Total Net ASF	ASF per FTE	Total Capacity FTE
Office Space	31,788	200.0	159

FUSION

Project Intent & Scope

Planning

Foothill-DeAnza Community College District (420)

Foothill-De Anza Central Offices* (423)

District Priority & Project: **4 ETS Processing Center and Storage Facility**

Project Type: Replacement

Total Estimated Cost: \$3,000,000

Anticipated Source(s) of Funds: Non-State

Type of Construction:

Seismic Retrofit:

If Existing - Age:

If Existing - Condition:

Anticipated Time Schedule

	Land Acquisition	Preliminary Plans	Working Drawings	Construction	Equipment	Occupancy
Year	0	2025	2025	2027	2027	2028-29
Estimated Cost	\$0	\$220,000	\$280,000	\$2,500,000	\$0	

Explain why this project is needed:

Replace temporary storage areas on the campuses with permanent storage facilities for technological equipment.

FUSION

Project Intent & Scope

Planning

Foothill-DeAnza Community College District (420) Foothill-De Anza Central Offices* (423)

District Priority & Project: 4 ETS Processing Center and Storage Facility

Outline of Project Space - Buildings and Remodelings

	Classroom 100s	Laboratory 210-255	Office 300s	Library 400s	AV/TV 530-535	All Other	Total ASF
Project Primary	0	0	0	0	0	3,614	3,614
Project Secondary	0	0	0	0	0	-3,614	-3,614
Project Net ASF	0	0	0	0	0	0	0

Project Net Capacity

Classrooms, Classroom Service (Room Use Code 100s)

Summary	Net ASF	ASF per 100 WSCH	Capacity WSCH
Classroom Space	0	0.0	0

Laboratories & Laboratory Service Area (Room Use Codes 210, 215, 220, 225, 230, 235, 255)

TOP Code	Primary Effect			Secondary Effect		
	Net ASF	ASF per 100 WSCH	Capacity WSCH	Net ASF	ASF per 100 WSCH	Capacity WSCH
-						
Summary	Net ASF			Capacity WSCH		
Lab Space	0			0		

Office & Office Service Areas (Room Use Code 300s)

Summary	Net ASF	ASF per FTE	Capacity FTE
Office Space	0	0.0	0.00

FUSION

Project Intent & Scope

Planning

Foothill-DeAnza Community College District (420)
Foothill-De Anza Central Offices* (423)

District Priority & Project: **10 District-Wide Security System Upgrades**

Project Type: Reconstruction
 Total Estimated Cost: \$13,000,000
 Anticipated Source(s) of Funds: Non-State
 Type of Construction:
 Seismic Retrofit:
 If Existing - Age:
 If Existing - Condition:

Anticipated Time Schedule

	Land Acquisition	Preliminary Plans	Working Drawings	Construction	Equipment	Occupancy
Year	0	2025	2025	2026	2026	2029-30
Estimated Cost	\$0	\$520,000	\$780,000	\$11,700,000	\$0	

Explain why this project is needed:

Upgrade security systems including locks and fire suppression equipment.

FUSION

Project Intent & Scope

Planning

Foothill-DeAnza Community College District (420) Foothill-De Anza Central Offices* (423)

District Priority & Project: **10 District-Wide Security System Upgrades**

Outline of Project Space - Buildings and Remodelings

	Classroom 100s	Laboratory 210-255	Office 300s	Library 400s	AV/TV 530-535	All Other	Total ASF
Project Primary	0	0	0	0	0	0	0
Project Secondary	0	0	0	0	0	0	0
Project Net ASF	0	0	0	0	0	0	0

Project Net Capacity

Classrooms, Classroom Service (Room Use Code 100s)

Summary	Net ASF	ASF per 100 WSCH	Capacity WSCH
Classroom Space	0	0.0	0

Laboratories & Laboratory Service Area (Room Use Codes 210, 215, 220, 225, 230, 235, 255)

TOP Code	Primary Effect			Secondary Effect		
	Net ASF	ASF per 100 WSCH	Capacity WSCH	Net ASF	ASF per 100 WSCH	Capacity WSCH
-						
Summary	Net ASF			Capacity WSCH		
Lab Space				0		0

Office & Office Service Areas (Room Use Code 300s)

Summary	Net ASF	ASF per FTE	Capacity FTE
Office Space	0	0.0	0.00

FUSION

Project Intent & Scope

Planning

Foothill-DeAnza Community College District (420)

Foothill-De Anza Central Offices* (423)

District Priority & Project: **11 Academic and Business Computer Refresh**

Project Type: Equipment

Total Estimated Cost: \$26,389,200

Anticipated Source(s) of Funds: Non-State

Type of Construction:

Seismic Retrofit:

If Existing - Age:

If Existing - Condition:

Anticipated Time Schedule

	Land Acquisition	Preliminary Plans	Working Drawings	Construction	Equipment	Occupancy
Year	0	2021	2021	2022	2022	2035-36
Estimated Cost	\$0	\$0	\$0	\$0	\$26,389,200	

Explain why this project is needed:

Provide students, faculty, and staff with advanced computing tools (i.e. desktops, laptops, tablets) for academic and business purposes.

FUSION

Project Intent & Scope

Planning

Foothill-DeAnza Community College District (420) Foothill-De Anza Central Offices* (423)

District Priority & Project: **11 Academic and Business Computer Refresh**

Outline of Project Space - Buildings and Remodelings

	Classroom 100s	Laboratory 210-255	Office 300s	Library 400s	AV/TV 530-535	All Other	Total ASF
Project Primary	0	0	0	0	0	0	0
Project Secondary	0	0	0	0	0	0	0
Project Net ASF	0	0	0	0	0	0	0

Project Net Capacity

Classrooms, Classroom Service (Room Use Code 100s)

Summary	Net ASF	ASF per 100 WSCH	Capacity WSCH
Classroom Space	0	0.0	0

Laboratories & Laboratory Service Area (Room Use Codes 210, 215, 220, 225, 230, 235, 255)

TOP Code	Primary Effect			Secondary Effect		
	Net ASF	ASF per 100 WSCH	Capacity WSCH	Net ASF	ASF per 100 WSCH	Capacity WSCH
-						
Summary	Net ASF			Capacity WSCH		
Lab Space	0			0		

Office & Office Service Areas (Room Use Code 300s)

Summary	Net ASF	ASF per FTE	Capacity FTE
Office Space	0	0.0	0.00

FUSION

Project Intent & Scope

Planning

Foothill-DeAnza Community College District (420)

Foothill-De Anza Central Offices* (423)

District Priority & Project: **12 Servers and Disk Storage Equipment for Remote Desktop Support**

Project Type: Reconstruction

Total Estimated Cost: \$2,262,000

Anticipated Source(s) of Funds: Non-State

Type of Construction:

Seismic Retrofit:

If Existing - Age:

If Existing - Condition:

Anticipated Time Schedule

	Land Acquisition	Preliminary Plans	Working Drawings	Construction	Equipment	Occupancy
Year	0	2024	2024	2024	2024	2035-36
Estimated Cost	\$0	\$0	\$0	\$0	\$2,262,000	

Explain why this project is needed:

Equipment to provide remote, or virtualized, desktop applications to students, faculty, and staff for off-campus access to high-end software such as computer assisted design (CAD), video editing, and graphic design applications.

FUSION

Project Intent & Scope

Planning

Foothill-DeAnza Community College District (420) Foothill-De Anza Central Offices* (423)

District Priority & Project: **12 Servers and Disk Storage Equipment for Remote Desktop Support**

Outline of Project Space - Buildings and Remodelings

	Classroom 100s	Laboratory 210-255	Office 300s	Library 400s	AV/TV 530-535	All Other	Total ASF
Project Primary	0	0	0	0	0	0	0
Project Secondary	0	0	0	0	0	0	0
Project Net ASF	0	0	0	0	0	0	0

Project Net Capacity

Classrooms, Classroom Service (Room Use Code 100s)

Summary	Net ASF	ASF per 100 WSCH	Capacity WSCH
Classroom Space	0	0.0	0

Laboratories & Laboratory Service Area (Room Use Codes 210, 215, 220, 225, 230, 235, 255)

TOP Code	Primary Effect			Secondary Effect		
	Net ASF	ASF per 100 WSCH	Capacity WSCH	Net ASF	ASF per 100 WSCH	Capacity WSCH
-						
Summary	Net ASF			Capacity WSCH		
Lab Space				0		0

Office & Office Service Areas (Room Use Code 300s)

Summary	Net ASF	ASF per FTE	Capacity FTE
Office Space	0	0.0	0.00

FUSION

Project Intent & Scope

Planning

Foothill-DeAnza Community College District (420)
Foothill-De Anza Central Offices* (423)

District Priority & Project: **13 Building-based Network Service Room Upgrades**

Project Type: Reconstruction
 Total Estimated Cost: \$11,309,700
 Anticipated Source(s) of Funds: Non-State
 Type of Construction:
 Seismic Retrofit:
 If Existing - Age:
 If Existing - Condition:

Anticipated Time Schedule

	Land Acquisition	Preliminary Plans	Working Drawings	Construction	Equipment	Occupancy
Year	0	2026	2026	2027	2027	2028-29
Estimated Cost	\$0	\$452,388	\$678,582	\$9,047,760	\$1,130,970	

Explain why this project is needed:

Upgrade network "closets" contained in numerous buildings throughout the district and equip them with modern cooling and emergency power devices.

FUSION

Project Intent & Scope

Planning

Foothill-DeAnza Community College District (420) Foothill-De Anza Central Offices* (423)

District Priority & Project: **13 Building-based Network Service Room Upgrades**

Outline of Project Space - Buildings and Remodelings

	Classroom 100s	Laboratory 210-255	Office 300s	Library 400s	AV/TV 530-535	All Other	Total ASF
Project Primary	0	0	0	0	0	0	0
Project Secondary	0	0	0	0	0	0	0
Project Net ASF	0	0	0	0	0	0	0

Project Net Capacity

Classrooms, Classroom Service (Room Use Code 100s)

Summary	Net ASF	ASF per 100 WSCH	Capacity WSCH
Classroom Space	0	0.0	0

Laboratories & Laboratory Service Area (Room Use Codes 210, 215, 220, 225, 230, 235, 255)

TOP Code	Primary Effect			Secondary Effect		
	Net ASF	ASF per 100 WSCH	Capacity WSCH	Net ASF	ASF per 100 WSCH	Capacity WSCH
-						
Summary	Net ASF			Capacity WSCH		
Lab Space	0			0		

Office & Office Service Areas (Room Use Code 300s)

Summary	Net ASF	ASF per FTE	Capacity FTE
Office Space	0	0.0	0.00

FUSION

Project Intent & Scope

Planning

Foothill-DeAnza Community College District (420)
Foothill-De Anza Central Offices* (423)

District Priority & Project: **14 District-wide Data Network Security Systems Upgrades and Enhancements**

Project Type: Reconstruction
 Total Estimated Cost: \$12,079,300
 Anticipated Source(s) of Funds: Non-State
 Type of Construction:
 Seismic Retrofit:
 If Existing - Age:
 If Existing - Condition:

Anticipated Time Schedule

	Land Acquisition	Preliminary Plans	Working Drawings	Construction	Equipment	Occupancy
Year	0	2024	2024	2024	2024	2030-31
Estimated Cost	\$0	\$0	\$0	\$0	\$12,079,300	

Explain why this project is needed:

Continuously upgrade network security systems to protect against cyber activity that could possibly compromise student, faculty, and staff accounts or district enterprise information systems.

FUSION

Project Intent & Scope

Planning

Foothill-DeAnza Community College District (420) Foothill-De Anza Central Offices* (423)

District Priority & Project: **14 District-wide Data Network Security Systems Upgrades and Enhancements**

Outline of Project Space - Buildings and Remodelings

	Classroom 100s	Laboratory 210-255	Office 300s	Library 400s	AV/TV 530-535	All Other	Total ASF
Project Primary	0	0	0	0	0	0	0
Project Secondary	0	0	0	0	0	0	0
Project Net ASF	0	0	0	0	0	0	0

Project Net Capacity

Classrooms, Classroom Service (Room Use Code 100s)

Summary	Net ASF	ASF per 100 WSCH	Capacity WSCH
Classroom Space	0	0.0	0

Laboratories & Laboratory Service Area (Room Use Codes 210, 215, 220, 225, 230, 235, 255)

TOP Code	Primary Effect			Secondary Effect		
	Net ASF	ASF per 100 WSCH	Capacity WSCH	Net ASF	ASF per 100 WSCH	Capacity WSCH
-						
Summary	Net ASF			Capacity WSCH		
Lab Space				0		0

Office & Office Service Areas (Room Use Code 300s)

Summary	Net ASF	ASF per FTE	Capacity FTE
Office Space	0	0.0	0.00

FUSION

Project Intent & Scope

Planning

Foothill-DeAnza Community College District (420)

Foothill-De Anza Central Offices* (423)

District Priority & Project: **15 Voice Communication Systems Upgrades**

Project Type: Reconstruction

Total Estimated Cost: \$3,769,600

Anticipated Source(s) of Funds: Non-State

Type of Construction:

Seismic Retrofit:

If Existing - Age:

If Existing - Condition:

Anticipated Time Schedule

	Land Acquisition	Preliminary Plans	Working Drawings	Construction	Equipment	Occupancy
Year	0	2021	2021	2022	2022	2032-33
Estimated Cost	\$0	\$0	\$0	\$0	\$3,769,600	

Explain why this project is needed:

Provide faculty and staff with modern and advanced voice communication technology equipment.

FUSION

Project Intent & Scope

Planning

Foothill-DeAnza Community College District (420) Foothill-De Anza Central Offices* (423)

District Priority & Project: **15 Voice Communication Systems Upgrades**

Outline of Project Space - Buildings and Remodelings

	Classroom 100s	Laboratory 210-255	Office 300s	Library 400s	AV/TV 530-535	All Other	Total ASF
Project Primary	0	0	0	0	0	0	0
Project Secondary	0	0	0	0	0	0	0
Project Net ASF	0	0	0	0	0	0	0

Project Net Capacity

Classrooms, Classroom Service (Room Use Code 100s)

Summary	Net ASF	ASF per 100 WSCH	Capacity WSCH
Classroom Space	0	0.0	0

Laboratories & Laboratory Service Area (Room Use Codes 210, 215, 220, 225, 230, 235, 255)

TOP Code	Primary Effect			Secondary Effect		
	Net ASF	ASF per 100 WSCH	Capacity WSCH	Net ASF	ASF per 100 WSCH	Capacity WSCH
-						
Summary	Net ASF			Capacity WSCH		
Lab Space				0		0

Office & Office Service Areas (Room Use Code 300s)

Summary	Net ASF	ASF per FTE	Capacity FTE
Office Space	0	0.0	0.00

FUSION

Project Intent & Scope

Planning

Foothill-DeAnza Community College District (420)

Foothill-De Anza Central Offices* (423)

District Priority & Project: **16 Structural Upgrade at Griffin House**

Project Type: Reconstruction

Total Estimated Cost: \$5,444,200

Anticipated Source(s) of Funds: Non-State

Type of Construction:

Seismic Retrofit:

If Existing - Age:

If Existing - Condition:

Anticipated Time Schedule

	Land Acquisition	Preliminary Plans	Working Drawings	Construction	Equipment	Occupancy
Year	0	2025	2025	2027	2027	2029-30
Estimated Cost	\$0	\$217,768	\$326,652	\$4,355,360	\$544,420	

Explain why this project is needed:

Required preservation to historic building. Includes structural and other necessary upgrades.

FUSION

Project Intent & Scope

Planning

Foothill-DeAnza Community College District (420) Foothill-De Anza Central Offices* (423)

District Priority & Project: **16 Structural Upgrade at Griffin House**

Outline of Project Space - Buildings and Remodelings

	Classroom 100s	Laboratory 210-255	Office 300s	Library 400s	AV/TV 530-535	All Other	Total ASF
Project Primary	0	0	0	0	0	5,953	5,953
Project Secondary	0	0	0	0	0	-5,953	-5,953
Project Net ASF	0	0	0	0	0	0	0

Project Net Capacity

Classrooms, Classroom Service (Room Use Code 100s)

Summary	Net ASF	ASF per 100 WSCH	Capacity WSCH
Classroom Space	0	0.0	0

Laboratories & Laboratory Service Area (Room Use Codes 210, 215, 220, 225, 230, 235, 255)

TOP Code	Primary Effect			Secondary Effect		
	Net ASF	ASF per 100 WSCH	Capacity WSCH	Net ASF	ASF per 100 WSCH	Capacity WSCH
-						
Summary	Net ASF			Capacity WSCH		
Lab Space	0			0		

Office & Office Service Areas (Room Use Code 300s)

Summary	Net ASF	ASF per FTE	Capacity FTE
Office Space	0	0.0	0.00

FUSION

Project Intent & Scope

Planning

Foothill-DeAnza Community College District (420)
Foothill-De Anza Central Offices* (423)

District Priority & Project: **21 Learning Space Technology Upgrades and Enhancements**

Project Type: Reconstruction
 Total Estimated Cost: \$27,843,179
 Anticipated Source(s) of Funds: Non-State
 Type of Construction:
 Seismic Retrofit:
 If Existing - Age:
 If Existing - Condition:

Anticipated Time Schedule

	Land Acquisition	Preliminary Plans	Working Drawings	Construction	Equipment	Occupancy
Year	0	2021	2022	2023	2024	2035-36
Estimated Cost	\$0	\$1,059,124	\$1,238,686	\$24,128,957	\$1,416,412	

Explain why this project is needed:

Provide students, faculty, and staff with the advanced presentation and collaboration technology in learning and meeting spaces throughout the district.

FUSION

Project Intent & Scope

Planning

Foothill-DeAnza Community College District (420) Foothill-De Anza Central Offices* (423)

District Priority & Project: **21 Learning Space Technology Upgrades and Enhancements**

Outline of Project Space - Buildings and Remodelings

	Classroom 100s	Laboratory 210-255	Office 300s	Library 400s	AV/TV 530-535	All Other	Total ASF
Project Primary	0	0	0	0	0	0	0
Project Secondary	0	0	0	0	0	0	0
Project Net ASF	0	0	0	0	0	0	0

Project Net Capacity

Classrooms, Classroom Service (Room Use Code 100s)

Summary	Net ASF	ASF per 100 WSCH	Capacity WSCH
Classroom Space	0	0.0	0

Laboratories & Laboratory Service Area (Room Use Codes 210, 215, 220, 225, 230, 235, 255)

TOP Code	Primary Effect			Secondary Effect		
	Net ASF	ASF per 100 WSCH	Capacity WSCH	Net ASF	ASF per 100 WSCH	Capacity WSCH
-						
Summary	Net ASF			Capacity WSCH		
Lab Space				0		0

Office & Office Service Areas (Room Use Code 300s)

Summary	Net ASF	ASF per FTE	Capacity FTE
Office Space	0	0.0	0.00

FUSION

Project Intent & Scope

Planning

Foothill-DeAnza Community College District (420)
Foothill-De Anza Central Offices* (423)

District Priority & Project: **24 Acquire Affordable Student Housing**

Project Type:
 Total Estimated Cost: \$65,600,000
 Anticipated Source(s) of Funds: Non-State
 Type of Construction:
 Seismic Retrofit:
 If Existing - Age:
 If Existing - Condition:

Anticipated Time Schedule

	Land Acquisition	Preliminary Plans	Working Drawings	Construction	Equipment	Occupancy
Year	2025	2025	2025	2025	2026	2025-26
Estimated Cost	\$10,000,000	\$1,500,000	\$2,500,000	\$49,600,000	\$2,000,000	

Explain why this project is needed:

This project will create student housing.

FUSION

Project Intent & Scope

Planning

Foothill-DeAnza Community College District (420) Foothill-De Anza Central Offices* (423)

District Priority & Project: **24 Acquire Affordable Student Housing**

Outline of Project Space - Buildings and Remodelings

	Classroom 100s	Laboratory 210-255	Office 300s	Library 400s	AV/TV 530-535	All Other	Total ASF
Project Primary	0	0	0	0	0	0	0
Project Secondary	0	0	0	0	0	0	0
Project Net ASF	0	0	0	0	0	0	0

Project Net Capacity

Classrooms, Classroom Service (Room Use Code 100s)

Summary	Net ASF	ASF per 100 WSCH	Capacity WSCH
Classroom Space	0	0.0	0

Laboratories & Laboratory Service Area (Room Use Codes 210, 215, 220, 225, 230, 235, 255)

TOP Code	Primary Effect			Secondary Effect		
	Net ASF	ASF per 100 WSCH	Capacity WSCH	Net ASF	ASF per 100 WSCH	Capacity WSCH
-						
Summary	Net ASF			Capacity WSCH		
Lab Space	0			0		

Office & Office Service Areas (Room Use Code 300s)

Summary	Net ASF	ASF per FTE	Capacity FTE
Office Space	0	0.0	0.00

FUSION

Project Intent & Scope

Planning

Foothill-DeAnza Community College District (420)

Foothill-De Anza Central Offices* (423)

District Priority & Project: **25 Workforce Housing**

Project Type: Site Aquisition

Total Estimated Cost: \$54,500,000

Anticipated Source(s) of Funds: Non-State

Type of Construction:

Seismic Retrofit:

If Existing - Age:

If Existing - Condition:

Anticipated Time Schedule

	Land Acquisition	Preliminary Plans	Working Drawings	Construction	Equipment	Occupancy
Year	0	2025	2025	2025	2025	2025-26
Estimated Cost	\$0	\$1,500,000	\$2,500,000	\$49,500,000	\$1,000,000	

Explain why this project is needed:

This project will create housing for employees

FUSION

Project Intent & Scope

Planning

Foothill-DeAnza Community College District (420) Foothill-De Anza Central Offices* (423)

District Priority & Project: **25 Workforce Housing**

Outline of Project Space - Buildings and Remodelings

	Classroom 100s	Laboratory 210-255	Office 300s	Library 400s	AV/TV 530-535	All Other	Total ASF
Project Primary	0	0	0	0	0	50,000	50,000
Project Secondary	0	0	0	0	0	0	0
Project Net ASF	0	0	0	0	0	50,000	50,000

Project Net Capacity

Classrooms, Classroom Service (Room Use Code 100s)

Summary	Net ASF	ASF per 100 WSCH	Capacity WSCH
Classroom Space	0	0.0	0

Laboratories & Laboratory Service Area (Room Use Codes 210, 215, 220, 225, 230, 235, 255)

TOP Code	Primary Effect			Secondary Effect		
	Net ASF	ASF per 100 WSCH	Capacity WSCH	Net ASF	ASF per 100 WSCH	Capacity WSCH
-						
Summary	Net ASF			Capacity WSCH		
Lab Space	0					0

Office & Office Service Areas (Room Use Code 300s)

Summary	Net ASF	ASF per FTE	Capacity FTE
Office Space	0	0.0	0.00

FUSION

Project Intent & Scope

Planning

Foothill-DeAnza Community College District (420) Foothill-De Anza Central Offices* (423)

District Priority & Project: **26 Installation of EV Chargers**

Project Type: Infrastructure

Total Estimated Cost: \$4,000,000

Anticipated Source(s) of Funds: Non-State

Type of Construction:

Seismic Retrofit:

If Existing - Age:

If Existing - Condition:

Anticipated Time Schedule

	Land Acquisition	Preliminary Plans	Working Drawings	Construction	Equipment	Occupancy
Year	0	2025	2025	2025	0	2026-27
Estimated Cost	\$0	\$170,000	\$180,000	\$3,650,000	\$0	

Explain why this project is needed:

This project will install EV chargers.

FUSION

Project Intent & Scope

Planning

Foothill-DeAnza Community College District (420) Foothill-De Anza Central Offices* (423)

District Priority & Project: **26 Installation of EV Chargers**

Outline of Project Space - Buildings and Remodelings

	Classroom 100s	Laboratory 210-255	Office 300s	Library 400s	AV/TV 530-535	All Other	Total ASF
Project Primary	0	0	0	0	0	0	0
Project Secondary	0	0	0	0	0	0	0
Project Net ASF	0	0	0	0	0	0	0

Project Net Capacity

Classrooms, Classroom Service (Room Use Code 100s)

Summary	Net ASF	ASF per 100 WSCH	Capacity WSCH
Classroom Space	0	0.0	0

Laboratories & Laboratory Service Area (Room Use Codes 210, 215, 220, 225, 230, 235, 255)

TOP Code	Primary Effect			Secondary Effect		
	Net ASF	ASF per 100 WSCH	Capacity WSCH	Net ASF	ASF per 100 WSCH	Capacity WSCH
-						
Summary	Net ASF			Capacity WSCH		
Lab Space				0		0

Office & Office Service Areas (Room Use Code 300s)

Summary	Net ASF	ASF per FTE	Capacity FTE
Office Space	0	0.0	0.00

FUSION

Project Intent & Scope

Planning

Foothill-DeAnza Community College District (420)

Foothill-De Anza Central Offices* (423)

District Priority & Project: **29 Wifi Expansion Phase II**

Project Type: Infrastructure

Total Estimated Cost: \$3,555,650

Anticipated Source(s) of Funds: Non-State

Type of Construction:

Seismic Retrofit:

If Existing - Age:

If Existing - Condition:

Anticipated Time Schedule

	Land Acquisition	Preliminary Plans	Working Drawings	Construction	Equipment	Occupancy
Year	0	2025	2025	2026	2026	2027-28
Estimated Cost	\$0	\$300,000	\$300,828	\$2,954,822	\$0	

Explain why this project is needed:

This project will expand wifi where needed districtwide.

FUSION

Project Intent & Scope

Planning

Foothill-DeAnza Community College District (420) Foothill-De Anza Central Offices* (423)

District Priority & Project: **29 Wifi Expansion Phase II**

Outline of Project Space - Buildings and Remodelings

	Classroom 100s	Laboratory 210-255	Office 300s	Library 400s	AV/TV 530-535	All Other	Total ASF
Project Primary	0	0	0	0	0	0	0
Project Secondary	0	0	0	0	0	0	0
Project Net ASF	0	0	0	0	0	0	0

Project Net Capacity

Classrooms, Classroom Service (Room Use Code 100s)

Summary	Net ASF	ASF per 100 WSCH	Capacity WSCH
Classroom Space	0	0.0	0

Laboratories & Laboratory Service Area (Room Use Codes 210, 215, 220, 225, 230, 235, 255)

TOP Code	Primary Effect			Secondary Effect		
	Net ASF	ASF per 100 WSCH	Capacity WSCH	Net ASF	ASF per 100 WSCH	Capacity WSCH
-						
Summary	Net ASF			Capacity WSCH		
Lab Space				0		0

Office & Office Service Areas (Room Use Code 300s)

Summary	Net ASF	ASF per FTE	Capacity FTE
Office Space	0	0.0	0.00

FUSION

Project Intent & Scope

Planning

Foothill-DeAnza Community College District (420)

Foothill-De Anza Central Offices* (423)

District Priority & Project: **30 Renovate Affordable Student Housing**

Project Type: Reconstruction

Total Estimated Cost: \$28,000,000

Anticipated Source(s) of Funds: Non-State

Type of Construction:

Seismic Retrofit:

If Existing - Age:

If Existing - Condition:

Anticipated Time Schedule

	Land Acquisition	Preliminary Plans	Working Drawings	Construction	Equipment	Occupancy
Year	2025	2025	2025	2026	2026	2027-28
Estimated Cost	\$2,000,000	\$500,000	\$700,000	\$24,300,000	\$500,000	

Explain why this project is needed:

The district bought apartment complex and is renovating it so students can live in it.

FUSION

Project Intent & Scope

Planning

Foothill-DeAnza Community College District (420) Foothill-De Anza Central Offices* (423)

District Priority & Project: **30 Renovate Affordable Student Housing**

Outline of Project Space - Buildings and Remodelings

	Classroom 100s	Laboratory 210-255	Office 300s	Library 400s	AV/TV 530-535	All Other	Total ASF
Project Primary	0	0	0	0	0	100,736	100,736
Project Secondary	0	0	0	0	0	0	0
Project Net ASF	0	0	0	0	0	100,736	100,736

Project Net Capacity

Classrooms, Classroom Service (Room Use Code 100s)

Summary	Net ASF	ASF per 100 WSCH	Capacity WSCH
Classroom Space	0	0.0	0

Laboratories & Laboratory Service Area (Room Use Codes 210, 215, 220, 225, 230, 235, 255)

TOP Code	Primary Effect			Secondary Effect		
	Net ASF	ASF per 100 WSCH	Capacity WSCH	Net ASF	ASF per 100 WSCH	Capacity WSCH
-						
Summary	Net ASF			Capacity WSCH		
Lab Space				0		0

Office & Office Service Areas (Room Use Code 300s)

Summary	Net ASF	ASF per FTE	Capacity FTE
Office Space	0	0.0	0.00

- Classroom
- Restroom
- Counseling & Financial Aid
- Admissions & Records
- Administration
- Cafe
- Elevator
- Student Resource Center
- Storage

- ≡ Stairs
- ♿ Accessible Entrance
- GN Gender Neutral Restroom
- E Emergency Call Box
- ▨ Vending Machine

FLOOR 1



FLOOR 2



PARKING

PARKING

PARKING

Innovation Way

North Mathilda Avenue



FUSION
Space Inventory

Foothill-DeAnza Community College District
Report 17 Certification

Certification of Inventory for Fiscal Year: 2025 - 2026

Campus Name: **Foothill College Education Center**
Certified ASF: **30,963**
Certified OGSF: **46,991**

District Approval

Christopher F. Dela Rosa
Christopher F., Dela Rosa (Feb 24, 2026 08:59:57 PST)

Authorized Signature

Date

Printed Name

State Approval

Chay Yang
Chay Yang (Feb 28, 2026 16:53:54 PST)

Authorized Signature

Date

Included:

(2) Signed Copies of Report 17 Certification Sheet if the submission was not certified and submitted electronically by the CBO.

FUSION

Campus Capacity/Load Ratios

Planning

Foothill-DeAnza Community College District (420)

Foothill College Education Center (424)

Campus Lecture Capacity/Load Ratio

No. Project	Lect ASF	WSCH	Occupancy	2027-28	2028-29	2029-30	2030-31	2031-32	2032-33	2033-34
27	Sunnyvale Education Center HVAC Systems Improvements and Classroom Upgrades									
	0	0	2026-27							

Foothill College Education Center

Lecture Summary / Totals			2027-28	2028-29	2029-30	2030-31	2031-32	2032-33	2033-34
Lecture ASF	Actual*/Projected WSCH		1,535	1,535	1,536	1,536	1,537	1,537	1,538
14,803	Cumulative Capacity		23,460	23,460	23,460	23,460	23,460	23,460	23,460
	Capacity/Load Ratio		1528%	1528%	1527%	1527%	1526%	1526%	1525%

FUSION

Campus Capacity/Load Ratios

Planning

Foothill-DeAnza Community College District (420)

Foothill College Education Center (424)

Campus Lab Capacity/Load Ratio

No. Project	Lab ASF	WSCH	Occupancy	2027-28	2028-29	2029-30	2030-31	2031-32	2032-33	2033-34
-------------	---------	------	-----------	---------	---------	---------	---------	---------	---------	---------

Lab Summary / Totals			2027-28	2028-29	2029-30	2030-31	2031-32	2032-33	2033-34
Lab ASF	Actual*/Projected WSCH		756	756	756	757	757	757	758
5,219	Cumulative Capacity		2,220	2,220	2,220	2,220	2,220	2,220	2,220
	Capacity/Load Ratio		294%	294%	294%	293%	293%	293%	293%

FUSION

Campus Capacity/Load Ratios

Planning

Foothill-DeAnza Community College District (420)

Foothill College Education Center (424)

Campus Office Capacity/Load Ratio

No. Project	Off ASF	FTE	Occupancy	2027-28	2028-29	2029-30	2030-31	2031-32	2032-33	2033-34
-------------	---------	-----	-----------	---------	---------	---------	---------	---------	---------	---------

Office Summary / Totals			2027-28	2028-29	2029-30	2030-31	2031-32	2032-33	2033-34
Office ASF	Actual*/Projected FTE		31	32	33	34	35	36	37
5,165	Cumulative Capacity		26	26	26	26	26	26	26
	Capacity/Load Ratio		84%	81%	79%	76%	74%	72%	70%

FUSION

Campus Capacity/Load Ratios

Planning

Foothill-DeAnza Community College District (420)

Foothill College Education Center (424)

Campus AV/TV Capacity/Load Ratio

No. Project	AV/TV ASF Occupancy	2027-28	2028-29	2029-30	2030-31	2031-32	2032-33	2033-34
-------------	---------------------	---------	---------	---------	---------	---------	---------	---------

AV/TV Summary / Totals		2027-28	2028-29	2029-30	2030-31	2031-32	2032-33	2033-34
AV/TV ASF	Actual*/Projected ASF	1,082	1,082	1,082	1,083	1,083	1,083	1,083
0	Cumulative Capacity	0	0	0	0	0	0	0
	Capacity/Load Ratio	0%	0%	0%	0%	0%	0%	0%

FUSION**Load Distribution & Staff Forecast**

Planning

Foothill-DeAnza Community College District (420)**Foothill College Education Center (424)****Campus Load Distribution**

	Instructional Staff FTE	Total Campus WSCH	Off-Campus WSCH	On-Campus WSCH	P.E. Laboratory WSCH	On-Campus Lecture WSCH	On-Campus Laboratory
Actual Fall							
2024	28	12,013	10,262	1,751	0	1,752	0
2025	29	11,277	9,126	2,151	0	1,440	711
Forecast							
2026	30	13,470	11,180	2,290	0	1,534	756
2027	31	13,475	11,184	2,291	0	1,535	756
2028	32	13,479	11,188	2,291	0	1,535	756
2029	33	13,484	11,192	2,292	0	1,536	756
2030	34	13,489	11,196	2,293	0	1,536	757
2031	35	13,494	11,200	2,294	0	1,537	757
2032	36	13,498	11,204	2,294	0	1,537	757

FUSION

Load Distribution & Staff Forecast

Planning

Foothill-DeAnza Community College District (420) Foothill College Education Center (424)

FTE Instruction Staff Worksheet - Fall 2026

College Instructional Staff, Fall Term. Included are all certificated staff for day, extended day, and adult education except those whose office is located off-campus.

Staff Type (a)	Total Certificated Instructional and Statutory Staff FTE (b)	Non-Instructional Portion of FTE (c)	Net Total Instructional and Statutory Staff FTE (b-c)
Instructor	27	0	27
Counselor Include certified special program coordinators, economic opportunity program, coordinators, statutory and Title 5 required staff, et. al.	0	0	0
Department Administrator	1	0	1
Librarian Include certificated director of audio/visual, et. al.	0	0	0
Institutional Administrator Include certificated persons with responsibilities covering the entire institution, such as Superintendent, Assistant Superintendent, President, Dean of Instruction, Director of Data Processing, et. al.	1	1	0
Projected 2026 Totals	29	1	28

Column (b) is the total number of Column (a) distributed to categories

Column (c) is the fraction of time express as Full-Time Equivalentents devoted to noninstructional work.

Counselors, department administrators, and statutorily required staff are counted as if they had no noninstructional duties.

FUSION

Load Distribution & Staff Forecast

Planning

Foothill-DeAnza Community College District (420) Foothill College Education Center (424)

FTE Instruction Staff Worksheet - Fall 2027

College Instructional Staff, Fall Term. Included are all certificated staff for day, extended day, and adult education except those whose office is located off-campus.

Staff Type (a)	Total Certificated Instructional and Statutory Staff FTE (b)	Non-Instructional Portion of FTE (c)	Net Total Instructional and Statutory Staff FTE (b-c)
Instructor	28	0	28
Counselor Include certified special program coordinators, economic opportunity program, coordinators, statutory and Title 5 required staff, et. al.	0	0	0
Department Administrator	1	0	1
Librarian Include certificated director of audio/visual, et. al.	0	0	0
Institutional Administrator Include certificated persons with responsibilities covering the entire institution, such as Superintendent, Assistant Superintendent, President, Dean of Instruction, Director of Data Processing, et. al.	1	1	0
Projected 2027 Totals	30	1	29

Column (b) is the total number of Column (a) distributed to categories

Column (c) is the fraction of time express as Full-Time Equivalentents devoted to noninstructional work.

Counselors, department administrators, and statutorily required staff are counted as if they had no noninstructional duties.

FUSION

Load Distribution & Staff Forecast

Planning

Foothill-DeAnza Community College District (420) Foothill College Education Center (424)

FTE Instruction Staff Worksheet - Fall 2028

College Instructional Staff, Fall Term. Included are all certificated staff for day, extended day, and adult education except those whose office is located off-campus.

Staff Type (a)	Total Certificated Instructional and Statutory Staff FTE (b)	Non-Instructional Portion of FTE (c)	Net Total Instructional and Statutory Staff FTE (b-c)
Instructor	29	0	29
Counselor Include certified special program coordinators, economic opportunity program, coordinators, statutory and Title 5 required staff, et. al.	0	0	0
Department Administrator	1	0	1
Librarian Include certificated director of audio/visual, et. al.	0	0	0
Institutional Administrator Include certificated persons with responsibilities covering the entire institution, such as Superintendent, Assistant Superintendent, President, Dean of Instruction, Director of Data Processing, et. al.	1	1	0
Projected 2028 Totals	31	1	30

Column (b) is the total number of Column (a) distributed to categories

Column (c) is the fraction of time express as Full-Time Equivalentents devoted to noninstructional work.

Counselors, department administrators, and statutorily required staff are counted as if they had no noninstructional duties.

FUSION

Load Distribution & Staff Forecast

Planning

Foothill-DeAnza Community College District (420) Foothill College Education Center (424)

FTE Instruction Staff Worksheet - Fall 2029

College Instructional Staff, Fall Term. Included are all certificated staff for day, extended day, and adult education except those whose office is located off-campus.

Staff Type (a)	Total Certificated Instructional and Statutory Staff FTE (b)	Non-Instructional Portion of FTE (c)	Net Total Instructional and Statutory Staff FTE (b-c)
Instructor	30	0	30
Counselor Include certified special program coordinators, economic opportunity program, coordinators, statutory and Title 5 required staff, et. al.	0	0	0
Department Administrator	1	0	1
Librarian Include certificated director of audio/visual, et. al.	0	0	0
Institutional Administrator Include certificated persons with responsibilities covering the entire institution, such as Superintendent, Assistant Superintendent, President, Dean of Instruction, Director of Data Processing, et. al.	1	1	0
Projected 2029 Totals	32	1	31

Column (b) is the total number of Column (a) distributed to categories

Column (c) is the fraction of time express as Full-Time Equivalents devoted to noninstructional work.

Counselors, department administrators, and statutorily required staff are counted as if they had no noninstructional duties.

FUSION

Load Distribution & Staff Forecast

Planning

Foothill-DeAnza Community College District (420) Foothill College Education Center (424)

FTE Instruction Staff Worksheet - Fall 2030

College Instructional Staff, Fall Term. Included are all certificated staff for day, extended day, and adult education except those whose office is located off-campus.

Staff Type (a)	Total Certificated Instructional and Statutory Staff FTE (b)	Non-Instructional Portion of FTE (c)	Net Total Instructional and Statutory Staff FTE (b-c)
Instructor	31	0	31
Counselor Include certified special program coordinators, economic opportunity program, coordinators, statutory and Title 5 required staff, et. al.	0	0	0
Department Administrator	1	0	1
Librarian Include certificated director of audio/visual, et. al.	0	0	0
Institutional Administrator Include certificated persons with responsibilities covering the entire institution, such as Superintendent, Assistant Superintendent, President, Dean of Instruction, Director of Data Processing, et. al.	1	1	0
Projected 2030 Totals	33	1	32

Column (b) is the total number of Column (a) distributed to categories

Column (c) is the fraction of time express as Full-Time Equivalentents devoted to noninstructional work.

Counselors, department administrators, and statutorily required staff are counted as if they had no noninstructional duties.

FUSION

Load Distribution & Staff Forecast

Planning

Foothill-DeAnza Community College District (420) Foothill College Education Center (424)

FTE Instruction Staff Worksheet - Fall 2031

College Instructional Staff, Fall Term. Included are all certificated staff for day, extended day, and adult education except those whose office is located off-campus.

Staff Type (a)	Total Certificated Instructional and Statutory Staff FTE (b)	Non-Instructional Portion of FTE (c)	Net Total Instructional and Statutory Staff FTE (b-c)
Instructor	32	0	32
Counselor Include certified special program coordinators, economic opportunity program, coordinators, statutory and Title 5 required staff, et. al.	0	0	0
Department Administrator	1	0	1
Librarian Include certificated director of audio/visual, et. al.	0	0	0
Institutional Administrator Include certificated persons with responsibilities covering the entire institution, such as Superintendent, Assistant Superintendent, President, Dean of Instruction, Director of Data Processing, et. al.	1	1	0
Projected 2031 Totals	34	1	33

Column (b) is the total number of Column (a) distributed to categories

Column (c) is the fraction of time express as Full-Time Equivalentents devoted to noninstructional work.

Counselors, department administrators, and statutorily required staff are counted as if they had no noninstructional duties.

FUSION

Load Distribution & Staff Forecast

Planning

Foothill-DeAnza Community College District (420) Foothill College Education Center (424)

FTE Instruction Staff Worksheet - Fall 2032

College Instructional Staff, Fall Term. Included are all certificated staff for day, extended day, and adult education except those whose office is located off-campus.

Staff Type (a)	Total Certificated Instructional and Statutory Staff FTE (b)	Non-Instructional Portion of FTE (c)	Net Total Instructional and Statutory Staff FTE (b-c)
Instructor	33	0	33
Counselor Include certified special program coordinators, economic opportunity program, coordinators, statutory and Title 5 required staff, et. al.	0	0	0
Department Administrator	1	0	1
Librarian Include certificated director of audio/visual, et. al.	0	0	0
Institutional Administrator Include certificated persons with responsibilities covering the entire institution, such as Superintendent, Assistant Superintendent, President, Dean of Instruction, Director of Data Processing, et. al.	1	1	0
Projected 2032 Totals	35	1	34

Column (b) is the total number of Column (a) distributed to categories

Column (c) is the fraction of time express as Full-Time Equivalents devoted to noninstructional work.

Counselors, department administrators, and statutorily required staff are counted as if they had no noninstructional duties.

FUSION

Cumulative Sum of Existing & Proposed Space (2027-2033)

Planning

**Foothill-DeAnza Community College District (420)
Foothill College Education Center (424)**

Priority & Year of Occupancy (a)	Classroom 100's (b)	Laboratory 200's (c)	Office 300's (d)	Library 400's (e)	AV Radio TV 530-535 (f)	P.E. 520-525 (g)	Assembly 610 & 615 (h)	Inactive 050-070 (i)	All Other Areas (j)	Total ASF (k)
Total ASF	14,803	5,219	5,165	2,956	0	0	0	0	2,820	30,963

Total Existing and Proposed Space										
	14,803	5,219	5,165	2,956	0	0	0	0	2,820	30,963

FUSION**Capacity of Net Existing On-Campus ASF**

Planning

Foothill-DeAnza Community College District (420)**Foothill College Education Center (424)****Classrooms, Classroom Service (Room Use Code 100s)**

Summary	Total Net ASF	ASF per 100 WSCH	Total Capacity WSCH
Classroom Space	14,803	63.1	23,460

Laboratories & Laboratory Service Area (Room Use Codes 210, 215, 220, 225, 230, 235, 255)

TOP Code	Net ASF	ASF per 100 WSCH	Capacity WSCH
1250 - Emergency Medical Services	2,416	214.0	1,129
4930 - General Studies	2,803	257.0	1,091

Summary	Total Net ASF	ASF per 100 WSCH	Total Capacity WSCH
Lab Space	5,219	235.1	2,220

Office & Office Service Areas (Room Use Code 300s)

Summary	Total Net ASF	ASF per FTE	Total Capacity FTE
Office Space	5,165	200.0	26

FUSION

Project Intent & Scope

Planning

Foothill-DeAnza Community College District (420)
Foothill College Education Center (424)

District Priority & Project: **27 Sunnyvale Education Center HVAC Systems Improvements and Classroom Upgrades**

Project Type: Reconstruction

Total Estimated Cost: \$18,151,259

Anticipated Source(s) of Funds: Non-State

Type of Construction:

Seismic Retrofit:

If Existing - Age:

If Existing - Condition:

Anticipated Time Schedule

	Land Acquisition	Preliminary Plans	Working Drawings	Construction	Equipment	Occupancy
Year	0	2025	2025	2026	2026	2026-27
Estimated Cost	\$0	\$1,000,000	\$1,000,000	\$16,151,259	\$0	

Explain why this project is needed:

This project will make HVAC Systems Improvements and Classroom Upgrades at the Sunnyvale Education Center.

FUSION

Project Intent & Scope

Planning

Foothill-DeAnza Community College District (420) Foothill College Education Center (424)

District Priority & Project: **27 Sunnyvale Education Center HVAC Systems Improvements and Classroom Upgrades**

Outline of Project Space - Buildings and Remodelings

	Classroom 100s	Laboratory 210-255	Office 300s	Library 400s	AV/TV 530-535	All Other	Total ASF
Project Primary	15,435	0	0	0	0	0	15,435
Project Secondary	-15,435	0	0	0	0	0	-15,435
Project Net ASF	0	0	0	0	0	0	0

Project Net Capacity

Classrooms, Classroom Service (Room Use Code 100s)

Summary	Net ASF	ASF per 100 WSCH	Capacity WSCH
Classroom Space	0	0.0	0

Laboratories & Laboratory Service Area (Room Use Codes 210, 215, 220, 225, 230, 235, 255)

TOP Code	Primary Effect			Secondary Effect		
	Net ASF	ASF per 100 WSCH	Capacity WSCH	Net ASF	ASF per 100 WSCH	Capacity WSCH
-						
Summary	Net ASF			Capacity WSCH		
Lab Space				0		0

Office & Office Service Areas (Room Use Code 300s)

Summary	Net ASF	ASF per FTE	Capacity FTE
Office Space	0	0.0	0.00